

P.O. Box 60933
Fort Myers, FL 33906



P: 844.988.8244
www.swfrpc.org

COUNCIL MEETING AGENDA

September 17, 2020

9:00am – 11:00am

Mission Statement:

To work together across neighboring communities to consistently protect and improve the unique and relatively unspoiled character of the physical, economic and social worlds we share...for the benefit of our future generations.

1	INVOCATION	
2	PLEDGE OF ALLEGIANCE	
3	ROLL CALL	
4	PUBLIC COMMENTS	
5	AGENDA	Page 1
6	MINUTES OF THE JUNE 18, 2020 MEETING	Page 15
7	DISPOSAL OF FIXED ASSETS	Page 24
8	FINANCIALS: FEBRUARY- JULY 2020	Page 27
9	CONSENT AGENDA	
	a) Intergovernmental Coordination and Review	Page 65
10	UPDATES	
	a) Local Emergency Planning Committee (LEPC) & Hurricane Response	
11	DIRECTOR'S REPORT	Page 68
	a) Kick-Off Meeting Agenda	Page 71
	b) SWFL FRESH Logo	Page 73
	c) All Grants in Promise Zone	Page 75
	d) FY20-21 Meeting Schedule	Page 84
	e) FRCA July 2020/ August 2020 Report	Page 86
12	COMMITTEE REPORTS	
	a) Executive Committee – Chair Willie Charles Shaw	
	b) Estero Bay Agency on Bay Management Committee – Ms. Mackenzie Moorhouse	Page 91
	c) Quality of Life & Safety Committee – Chair Willie Charles Shaw	
13	NEW BUSINESS	
14	STATE AGENCIES COMMENTS/REPORTS	
15	COUNCIL MEMBERS' COMMENTS	
16	ADJOURN	

**NEXT SWFRPC MEETING DATE:
NOVEMBER 19, 2020**

Two or more members of the Peace River Basin Management Advisory Committee and Charlotte Harbor National Estuary Program may be in attendance and may discuss matters that could come before the Peace River Basin Management Advisory Committee and Charlotte Harbor National Estuary Program, respectively, for consideration.

In accordance with the Americans with Disabilities Act (ADA), any person requiring special accommodations to participate in this meeting should contact the Southwest Florida Regional Planning Council 48 hours prior to the meeting by calling (239) 338-2550; if you are hearing or speech impaired call (800) 955-8770 Voice/(800) 955-8771 TDD.

SOUTHWEST FLORIDA REGIONAL PLANNING COUNCIL MEMBERSHIP

OFFICERS

Commissioner Willie Shaw, Chair	Mr. Donald McCormick, Vice-Chair
Vice-Mayor Michael Atkinson, Secretary	Councilman Fred Burson, Treasurer

CHARLOTTE COUNTY

Commissioner Joe Tiseo, Charlotte BCC
Commissioner Ken Doherty, Charlotte BCC
Councilman Jaha Cummings, City of Punta Gorda
Mr. Donald McCormick, Governor Appointee
Ms. Suzanne Graham, Governor Appointee

COLLIER COUNTY

Commissioner Bill McDaniel, Collier BCC
Commissioner Penny Taylor, Collier BCC
(City of Naples Vacancy)
(City of Marco Island Vacancy)
(Governor Appointee Vacancy)
(Governor Appointee Vacancy)

GLADES COUNTY

Commissioner Donna Storter-Long, Glades BCC
Commissioner Donald Strenth, Glades BCC
(City of Moore Haven Vacancy)
Mr. Thomas Perry, Governor Appointee

HENDRY COUNTY

Commissioner Emma Byrd, Hendry BCC
Commissioner Mitchell Wills, Hendry BCC
Vice-Mayor Michael Atkinson, City of Clewiston
Commissioner Julie Wilkins, City of LaBelle
Mr. Mel Karau, Governor Appointee

LEE COUNTY

Commissioner Frank Mann, Lee BCC
Commissioner Cecil Pendergrass, Lee BCC
Councilman Fred Burson, City of Fort Myers
Vice-Mayor Ray Murphy, Town of Fort Myers Beach
Councilman Jesse Purdon, City of Bonita Springs
(Governor Appointee Vacancy)
(Governor Appointee Vacancy)

SARASOTA COUNTY

Commissioner Mike Moran, Sarasota BCC
Commissioner Charles Hines, Sarasota BCC
Commissioner Willie Shaw, City of Sarasota
Vice Mayor Chuck Newsom, City of Venice
(Governor Appointee Vacancy)
(Governor Appointee Vacancy)

EX-OFFICIO MEMBERS

Jon Iglehart, FDEP	Wayne Gaither, FDOT
Phil Flood, SFWMD	Dennis Ragosta, SFWMD

STAFF

Margaret Wuerstle, Executive Director
Rebekah Harp
Katelyn Kubasik



Apalachee • Central Florida
 East Central Florida • North Central Florida
 Northeast Florida • South Florida • Southwest Florida
 Tampa Bay • Treasure Coast • West Florida • Withlacoochee

104 West Jefferson Street, Tallahassee, FL 32301-1713 • 850.224.3427

Regional Planning Council Functions and Programs

March 4, 2011

- **Economic Development Districts:** Regional planning councils are designated as Economic Development Districts by the U. S. Economic Development Administration. From January 2003 to August 2010, the U. S. Economic Development Administration invested \$66 million in 60 projects in the State of Florida to create/retain 13,700 jobs and leverage \$1 billion in private capital investment. Regional planning councils provide technical support to businesses and economic developers to promote regional job creation strategies.
- **Emergency Preparedness and Statewide Regional Evacuation:** Regional planning councils have special expertise in emergency planning and were the first in the nation to prepare a Statewide Regional Evacuation Study using a uniform report format and transportation evacuation modeling program. Regional planning councils have been preparing regional evacuation plans since 1981. Products in addition to evacuation studies include Post Disaster Redevelopment Plans, Hazard Mitigation Plans, Continuity of Operations Plans and Business Disaster Planning Kits.
- **Local Emergency Planning:** Local Emergency Planning Committees are staffed by regional planning councils and provide a direct relationship between the State and local businesses. Regional planning councils provide thousands of hours of training to local first responders annually. Local businesses have developed a trusted working relationship with regional planning council staff.
- **Homeland Security:** Regional planning council staff is a source of low cost, high quality planning and training experts that support counties and State agencies when developing a training course or exercise. Regional planning councils provide cost effective training to first responders, both public and private, in the areas of Hazardous Materials, Hazardous Waste, Incident Command, Disaster Response, Pre- and Post-Disaster Planning, Continuity of Operations and Governance. Several regional planning councils house Regional Domestic Security Task Force planners.
- **Multipurpose Regional Organizations:** Regional planning councils are Florida's only multipurpose regional entities that plan for and coordinate intergovernmental solutions on multi-jurisdictional issues, support regional economic development and provide assistance to local governments.
- **Problem Solving Forum:** Issues of major importance are often the subject of regional planning council-sponsored workshops. Regional planning councils have convened regional summits and workshops on issues such as workforce housing, response to hurricanes, visioning and job creation.
- **Implementation of Community Planning:** Regional planning councils develop and maintain Strategic Regional Policy Plans to guide growth and development focusing on economic development, emergency preparedness, transportation, affordable housing and resources of regional significance. In addition, regional planning councils provide coordination and review of various programs such as Local Government Comprehensive Plans, Developments of Regional Impact and Power Plant Ten-year Siting Plans. Regional planning council reviewers have the local knowledge to conduct reviews efficiently and provide State agencies reliable local insight.

- **Local Government Assistance:** Regional planning councils are also a significant source of cost effective, high quality planning experts for communities, providing technical assistance in areas such as: grant writing, mapping, community planning, plan review, procurement, dispute resolution, economic development, marketing, statistical analysis, and information technology. Several regional planning councils provide staff for transportation planning organizations, natural resource planning and emergency preparedness planning.
- **Return on Investment:** Every dollar invested by the State through annual appropriation in regional planning councils generates 11 dollars in local, federal and private direct investment to meet regional needs.
- **Quality Communities Generate Economic Development:** Businesses and individuals choose locations based on the quality of life they offer. Regional planning councils help regions compete nationally and globally for investment and skilled personnel.
- **Multidisciplinary Viewpoint:** Regional planning councils provide a comprehensive, multidisciplinary view of issues and a forum to address regional issues cooperatively. Potential impacts on the community from development activities are vetted to achieve win-win solutions as council members represent business, government and citizen interests.
- **Coordinators and Conveners:** Regional planning councils provide a forum for regional collaboration to solve problems and reduce costly inter-jurisdictional disputes.
- **Federal Consistency Review:** Regional planning councils provide required Federal Consistency Review, ensuring access to hundreds of millions of federal infrastructure and economic development investment dollars annually.
- **Economies of Scale:** Regional planning councils provide a cost-effective source of technical assistance to local governments, small businesses and non-profits.
- **Regional Approach:** Cost savings are realized in transportation, land use and infrastructure when addressed regionally. A regional approach promotes vibrant economies while reducing unproductive competition among local communities.
- **Sustainable Communities:** Federal funding is targeted to regions that can demonstrate they have a strong framework for regional cooperation.
- **Economic Data and Analysis:** Regional planning councils are equipped with state of the art econometric software and have the ability to provide objective economic analysis on policy and investment decisions.
- **Small Quantity Hazardous Waste Generators:** The Small Quantity Generator program ensures the proper handling and disposal of hazardous waste generated at the county level. Often smaller counties cannot afford to maintain a program without imposing large fees on local businesses. Many counties have lowered or eliminated fees, because regional planning council programs realize economies of scale, provide businesses a local contact regarding compliance questions and assistance and provide training and information regarding management of hazardous waste.
- **Regional Visioning and Strategic Planning:** Regional planning councils are conveners of regional visions that link economic development, infrastructure, environment, land use and transportation into long term investment plans. Strategic planning for communities and organizations defines actions critical to successful change and resource investments.
- **Geographic Information Systems and Data Clearinghouse:** Regional planning councils are leaders in geographic information systems mapping and data support systems. Many local governments rely on regional planning councils for these services.

SOUTHWEST FLORIDA REGIONAL PLANNING COUNCIL (SWFRPC) ACRONYMS

ABM - Agency for Bay Management - Estero Bay Agency on Bay Management

ADA - Application for Development Approval

ADA - Americans with Disabilities Act

AMDA -Application for Master Development Approval

BEER - Bureau of Economic Business and Research at the University of Florida

BLID - Binding Letter of DRI Status

BLIM - Binding Letter of Modification to a DRI with Vested Rights

BLIVR -Binding Letter of Vested Rights Status

BPCC -Bicycle/Pedestrian Coordinating Committee

CAC - Citizens Advisory Committee

CAO - City/County Administrator Officers

CDBG - Community Development Block Grant

CDC - Certified Development Corporation (a.k.a. RDC)

CEDS - Comprehensive Economic Development Strategy (a.k.a. OEDP)

CHNEP - Charlotte Harbor National Estuary Program

CTC - Community Transportation Coordinator

CTD - Commission for the Transportation Disadvantaged

CUTR - Center for Urban Transportation Research

DEO - Department of Economic Opportunity

DEP - Department of Environmental Protection

DO - Development Order

DOPA - Designated Official Planning Agency (i.e. MPO, RPC, County, etc.)

EDA - Economic Development Administration

EDC - Economic Development Coalition

EDD - Economic Development District

EPA – Environmental Protection Agency

FAC - Florida Association of Counties

FACTS - Florida Association of CTCs

FAR - Florida Administrative Register (formerly Florida Administrative Weekly)

FCTS - Florida Coordinated Transportation System

FDC&F -Florida Department of Children and Families (a.k.a. HRS)

FDEA - Florida Department of Elder Affairs

FDLES - Florida Department of Labor and Employment Security

FDOT - Florida Department of Transportation

FHREDI - Florida Heartland Rural Economic Development Initiative

FIAM – Fiscal Impact Analysis Model

FLC - Florida League of Cities

FQD - Florida Quality Development

FRCA -Florida Regional Planning Councils Association

FTA - Florida Transit Association

IC&R - Intergovernmental Coordination and Review

IFAS - Institute of Food and Agricultural Sciences at the University of Florida

JLCB - Joint Local Coordinating Boards of Glades & Hendry Counties

JPA - Joint Participation Agreement

JSA - Joint Service Area of Glades & Hendry Counties

LCB - Local Coordinating Board for the Transportation Disadvantaged

LEPC - Local Emergency Planning Committee

MOA - Memorandum of Agreement

MPO - Metropolitan Planning Organization

MPOAC - Metropolitan Planning Organization Advisory Council

MPOCAC - Metropolitan Planning Organization Citizens Advisory Committee

MPOTAC - Metropolitan Planning Organization Technical Advisory Committee

NADO – National Association of Development Organizations

NARC -National Association of Regional Councils

NOPC -Notice of Proposed Change

OEDP - Overall Economic Development Program

PDA - Preliminary Development Agreement

REMI – Regional Economic Modeling Incorporated

RFB - Request for Bids

RFI – Request for Invitation

RFP - Request for Proposals

RPC - Regional Planning Council

SHIP -State Housing Initiatives Partnership

SRPP – Strategic Regional Policy Plan

TAC - Technical Advisory Committee

TDC - Transportation Disadvantaged Commission (a.k.a. CTD)

TDPN - Transportation Disadvantaged Planners Network

TDSP - Transportation Disadvantaged Service Plan

USDA - US Department of Agriculture

WMD - Water Management District (SFWMD and SWFWMD)

Agenda

Item

1

Invocation

1

1

_____	Agenda
_____	Item

2

Pledge of Allegiance

2

2

Agenda Item

3

Roll Call

3

3

Agenda Item

4

Public Comments

4

4

Agenda

Item

5

Agenda

5

5

Agenda Item

6

Minutes

6

6

**MINUTES OF THE
SOUTHWEST FLORIDA REGIONAL PLANNING COUNCIL
JUNE 18, 2020 MEETING**

The meeting of the Southwest Florida Regional Planning Council was held on June 18, 2020 at the offices of the Southwest Florida Regional Planning Council–1400 Colonial Boulevard, Suite #1 in Fort Myers, Florida. Vice-Chair McCormick called the meeting to order at 9:08 AM. Ms. Margaret Wuerstle conducted the roll call and announced that a quorum was present.

MEMBERS PRESENT

<u>Charlotte County:</u>	Commissioner Ken Doherty, Mr. Don McCormick, Councilman Jaha Cummings
<u>Collier County:</u>	None
<u>Glades County:</u>	Commissioner Donna Storter-Long, Commissioner Donald Strenth, Mr. Thomas Perry
<u>Hendry County:</u>	Mr. Mel Karau
<u>Lee County:</u>	Commissioner Cecil Pendergrass, Councilman Fred Burson, Vice- Mayor Ray Murphy
<u>Sarasota County:</u>	Commissioner Willie Shaw, Alternate Dr. Joseph Nuender
<u>Ex-Officio:</u>	Mr. Jon Iglehart–FDEP

MEMBERS ABSENT

<u>Charlotte County:</u>	Ms. Suzanne Graham, Commissioner Joe Tiseo
<u>City of Naples:</u>	Commissioner Bill McDaniel, Commissioner Penny Taylor
<u>Glades County:</u>	None
<u>Hendry County:</u>	Commissioner Mitchell Wills, Commissioner Emma Byrd, Commissioner Julie Wilkins, Vice-Mayor Michael Atkinson
<u>Lee County:</u>	Commissioner Frank Mann
<u>Sarasota County:</u>	Commissioner Charles Hines, Commissioner Michael Moran

Ex-Officio:
SWFWMD

Mr. Wayne Gaither, FDOT, Mr. Phil Flood–SWFMD, Mr. Dennis Ragosta–

AGENDA ITEM #4 PUBLIC COMMENTS

There were no public comments.

AGENDA ITEM #5 AGENDA

Vice-Chair, Mr. McCormick announced that there was a slight change to the agenda, item 8i: FY 2020-2021 Budget will be presented before item 8h: FY 2019-2020 Audit.

A motion was made by Mr. McCormick to approve the agenda change. This motion was seconded by Councilmember Cummings and passed unanimously.

AGENDA ITEM #6 MINUTES OF THE JANUARY 16, 2020 MEETING

There were no corrections or additions needed.

A motion was made by Mr. Tommy Perry to approve the minutes as presented. This motion was seconded by Councilman Jaha Cummings and passed unanimously.

AGENDA ITEM #7 DISPOSAL OF FIXED ASSETS

Ms. Wuerstle explained that the items to be disposed of are out of date computers and office items that are no longer needed as the SWFRPC moves the office location.

A motion was made by Commissioner Storter-Long to approve the disposal of fixed assets. This motion was seconded by Councilmember Burson and passed unanimously.

AGENDA ITEM #8 FINANCIALS

Ms. Wuerstle stated that since there had not been a meeting in several months, there are several financial statements from last year that need approval. The September financials were discussed first as that was the end of the last fiscal year and numbers that the audit was based on. The financials for the end of the fiscal year that were unaudited at the time show that there was a loss of \$180,000. There were several issues that impacted this, including the loss of assessments from counties that the SWFRPC was unable to collect as well as a lawsuit that occurred. The other financials of importance were for the month of January 2020, which shows

the RPC is down about \$119,000 as the year begins due to Collier County pulling their funding without giving the 12-month notice. The RPC is taking a loss, but the reserves cover the losses. Ms. Wuerstle explained that all staff is working frantically to submit grants and secure funding. Currently about \$3 million are pending in grant requests. For approval, the financials for August 2019 through January 2020 were packaged together to be approved all at the same time.

A motion was made by Councilmember Burson to approve the financials for August 2019 through January 2020. This motion was seconded by Councilmember Cummings and passed unanimously.

AGENDA ITEM #8(g) BUDGET AMENDMENT

Ms. Wuerstle explained that this budget amendment was to go back and adjust the budget so that everything zeros out accordingly. The other important aspect of this budget amendment is there was a finding in the audit that showed the need to carry forward the fund balance, which was not previously shown on the budget. This amendment took care of the issue and zeroed everything out.

A motion was made by Commissioner Storter-Long to accept the budget amendment as presented. This motion was seconded by Councilmember Cummings and was adopted unanimously.

AGENDA ITEM #8(i) FY 2020-2021 BUDGET

Ms. Wuerstle explained that the Executive Committee had a meeting in early May to discuss a number of issues. One of the first things that needed to happen was not renewing the lease for the current offices of the SWFRPC, and notice was given to the building owner in May of this decision. This brings a substantial savings of about \$50,000 per year to the RPC. In addition the RPC has been working with the United Way who will be providing the RPC with free space at Bell Towers to set up a work station and store all necessary supplies. The staff of the RPC will continue to work remotely, which has been very productive thus far. Based on everything that is currently known at this time, the budget that Ms. Wuerstle put together for the next fiscal year includes only the items that are in hand. It does not include any program development or grants that are still pending that could potentially bring in more money. She explained that the proposed budget consists of the grants and service contracts that we have secured as well as money from the reserves. The RPC can make it through another whole year, ending the year with \$22,000. Since the time that the budget was created, a grant for the Healthy Cities & Healthy Counties program was received for \$100,000. Ms. Wuerstle went on to explain that there is currently almost \$3 million in pending grants and the RPC is working on close to \$2 million in grants for submission within the next few months. Ms. Wuerstle stated that she is confident that based on the funding that is currently secured and working remotely the RPC can make it through another year and if more funding comes in it will only improve the bottom line.

A motion was made by Councilmember Cummings to accept the FY 2020-2021 budget as presented. This motion was seconded by Tommy Perry was adopted unanimously.

Ms. Wuerstle went on to explain that there has been difficulty getting a full board meeting and there are decisions that need to be made and approved. She requested that the board consider that in the absence of a quorum the Executive Committee be empowered to make decisions so that the RPC can continue to operate efficiently. Mr. McCormick clarified that this is proper procedure under the RPC bylaws.

A motion was made by Councilmember Cummings to grant the power to the Executive Board to make decisions under the afore mentioned conditions. This motion was seconded by Commissioner Storter-Long and passed unanimously.

AGENDA ITEM #8(h) FY 2019-2020 AUDIT

Jeff Tuscan presented on the September 30, 2019 audit and brought to attention that the opinion is unmodified in the audit. It was noted that there were no issues, and the RPC has complied with statutes. Cash at the RPC this year went down about \$181,000. Essentially, there was a \$223,000 operating loss for the year, funded partly through cash. Asset balance went down as well about \$60,000 due to disposal of assets. Unearned revenue went down about \$21,000 due to money that the RPC was holding for things like DRI's. Fund balance went down at the end of September, and going into Fiscal Year 2020, \$630,000 was carried in. Based on the financials that were just approved, about \$250,000 was earned so far this year. The losses shown are due to local grant reductions but mostly due to the assessment fees that counties and cities stopped paying to the RPC.

A motion was made by Councilmember Burson to approve the 2019-2020 audit. This motion was seconded by Councilmember Cummings and passed unanimously.

Vice- Chair McCormick brought to attention that this year ends a 3-year engagement letter with Tuscan Company and in order for the RPC to go into the 2020-2021 fiscal year, approval is needed to extend the engagement letter another 3 years. There is no obligation to the engagement letter if the RPC ceases to exist in that time.

A motion was made by Councilmember Cummings to extend the engagement letter with Tuscan. This motion was seconded by Mr. Perry and passed unanimously.

AGENDA ITEM #9 CONSENT AGENDA

AGENDA ITEM #9(a) INTERGOVERNMENTAL COORDINATION AND REVIEW

Ms. Wuerstle stated that the only item for review was the purchase of replacement vans by Lee County Transit and this project was found to be regionally significant and consistent.

A motion was made by Councilmember Cummings to approve the consent agenda. This motion was seconded by Mr. Perry and passed unanimously.

AGENDA ITEM #10 REGIONAL IMPACT

AGENDA ITEM #10(a) PALMER RANCH NOPC

Mr. Dan Trescott explained that in December 2019 a change was proposed to eliminate 85,000 square feet of commercial use and to add 232 multifamily units. The development plan was submitted as well as a comprehensive plan amendment for this NOPC, a rezone application proposing this land to go from commercial neighborhood to a residential multifamily. The requested motion to approve these changes is the staff assessment of Palmer Ranch.

A motion was made by Councilmember Burson to approve the staff assessment of Palmer Ranch. This motion was seconded by Councilmember Cummings and passed unanimously.

AGENDA ITEM #10(b) BABCOCK RANCH NOPC

Mr. Trescott stated that the county had already approved the development order for Babcock Ranch, so this item is to review the development order that has already been adopted. Babcock Ranch changes include: increasing from 2,000 units to 5,000 units; the addition of 600 hotel rooms; the retail space will be increased from 50,000 square feet to 870,000 square feet; the office space will increase from 110,000 square feet to 300,000 square feet and the community support use facilities will increase from 30,000 square feet to 50,000 square feet. Clarifications will be made on a number of other things including revisions of build out dates. Babcock Ranch sits not only in Charlotte County but also a portion of Lee County so its impacts will be on two counties. The developments that are on the Lee county portion are being analyzed for its transportation impacts. Mr. Trescott went on to state that the majority of issues on this change are all associated with transportation and DOT has been very much involved in reviewing the traffic analysis. On May 26, 2020 the Babcock Ranch NOPC was adopted by the county.

A motion was made by Commissioner Pendergrass to approve the review of the development order of Babcock Ranch NOPC. This motion was seconded by Councilmember Cummings and passed unanimously.

**AGENDA ITEM #11
UPDATES**

**AGENDA ITEM #11(a)
LOCAL EMERGENCY PLANNING COMMITTEE (LEPC)**

Ms. Katelyn Kubasik announced that she has taken over as LEPC Coordinator. This is the end of Quarter 4, so she explained that she is preparing the quarterly report. The LEPC documents in the packet are for informational purposes only. There was not a quarterly SERC meeting due to COVID-19.

**AGENDA ITEM #12
DIRECTOR'S REPORT**

**AGENDA ITEM #12(a)
SEPTEMBER RPC MEETING**

Ms. Wuerstle brought to attention that the RPC was planning a big conference style meeting for the September meeting focusing on quality of life, with a variety of different speakers. Due to the COVID-19 situation, cancellation of the September workshop would be best for the safety of everyone and to avoid spending money on presenters for minimal attendance. Ms. Wuerstle proposed a virtual meeting or conference call for the September meeting.

A motion was made by Tommy Perry to approve the cancellation of the September workshop. This motion was seconded by Commissioner Donna Sorter-Long and passed unanimously.

**AGENDA ITEM #12(b)
PROMISE ZONE**

This item was for informational purposes only. Ms. Wuerstle discussed the grant sheet for the promise zone with a listing of all grants that have been submitted.

**AGENDA ITEM #12(c)
FRCA DECEMBER 2019/JANUARY 2020 REPORT**

This item was for informational purposes only.

**AGENDA ITEM #12(d)
GRANT ACTIVITY SHEET**

This item was for informational purposes only.

**AGENDA ITEM #13
COMMITTEE REPORTS**

**AGENDA ITEM #13(a)
EXECUTIVE COMMITTEE**

Mr. Perry explained that the budget was discussed at the Executive Board meeting in May and Ms. Wuerstle had a strategic plan to keep the RPC active through the next year that proved solid by the auditors today.

**AGENDA ITEM #13(b)
ESTERO BAY AGENCY ON BAY MANAGEMENT COMMITTEE**

Ms. Mackenzie Moorhouse gave an update on the ABM. The new officers include Chair, Dr. Nora Demers, Vice-Chair, Ms. Patty Whitehead and Secretary, Laura Miller. New members include Louise Kowitch who is an environmental educator and Benjamin Marics an FGCU student representing all FGCU students. In April 2020, the 2019 State of the Bay Report was released, it can be found online on the SWFRPC website.

**AGENDA ITEM #13(c)
QUALITY OF LIFE & SAFETY COMMITTEE**

Chair Shaw cautioned all to stay safe and healthy in this pandemic.

**AGENDA ITEM #14
NEW BUSINESS**

There was no new business.

**AGENDA ITEM #15
STATE AGENCIES COMMENTS/REPORTS**

Jon Iglehart of FDEP shared that in the last two months the application receive rate had drastically increased. So far for this fiscal year 7,400 applications have been processed through their offices. The COVID stay at home order has resulted in more applications for FDEP.

**AGENDA ITEM #16
COUNCIL MEMBERS' COMMENTS**

Vice-Chair McCormick thanked Ms. Wuerstle for her continued efforts through thick and thin to keep the organization running and serving the needs of the counties. Commissioner Doherty wished everyone good health and safety during this time.

AGENDA ITEM #17

ADJOURN

The next meeting will be on September 17, 2020. The meeting adjourned at 9:58 a.m.

Vice-Mayor Michael Atkinson, Secretary

The meeting was duly advertised in the June 8, 2020 issue of the FLORIDA ADMINISTRATIVE REGISTER, Volume 46, Number 111.

Agenda Item

7

Disposal of Fixed Assets

7

7

SWFRPC FIXED ASSETS REMOVAL

Staff is seeking approval of the Council of the attached list of disposed surplus equipment which has been approved by both the Executive Director and the Business Operations Manager.

RECOMMENDATION ACTION: Review the attached list of disposed items and obtain final approval by Council.

09/2020

SWFRPC Disposal

Computer Towers*

Inventory #	Make	Model	Purchase Date	Purchase Cost	RPC #
171		File Server	6/3/2014	\$6,516.36	
139		Server	10/1/2010	\$3,914.25	
142	Dell	Precision T3500	4/15/2011	\$1,703.82	632
145	Dell	Precision T3500	9/27/2011	\$1,853.21	668

Miscellaneous*

Inventory #	Make	Model	Purchase Date	Purchase Cost	RPC #
138		Conference Room Upgrade	10/8/2010	\$5,378.54	
180		Solstice Appliance	1/26/2016	\$1,762.80	
35		Speaker System	04/12/2001	\$4,182.10	
40		Strata Telephone System	09/30/2002	\$14,545.00	
93		Sound & Recording System Equip	05/04/2006	\$21,997.69	
97		Battery Backup	5/4/2006	\$1,129.95	
161		Smart UPS 3000 VA	12/3/2012	\$1,048.03	
133		APC Smart UPS 3000 XL	6/15/2005	\$1,432.00	
28		Binding Machine	12/20/2000	\$1,199.40	
68		Aerochem Metrics-Model 301	8/6/1999	\$2,195.00	
70		Aerochem Metrics-Belfort Frain Gau	5/21/1999	\$3,240.00	
72		URG-Atmospheric Depos Monitor	8/13/2001	\$21,962.10	
29		Toshiba LCD Projector	12/31/2000	\$5,647.00	

_____Agenda
_____Item

8

Financials
February-July 2020

8

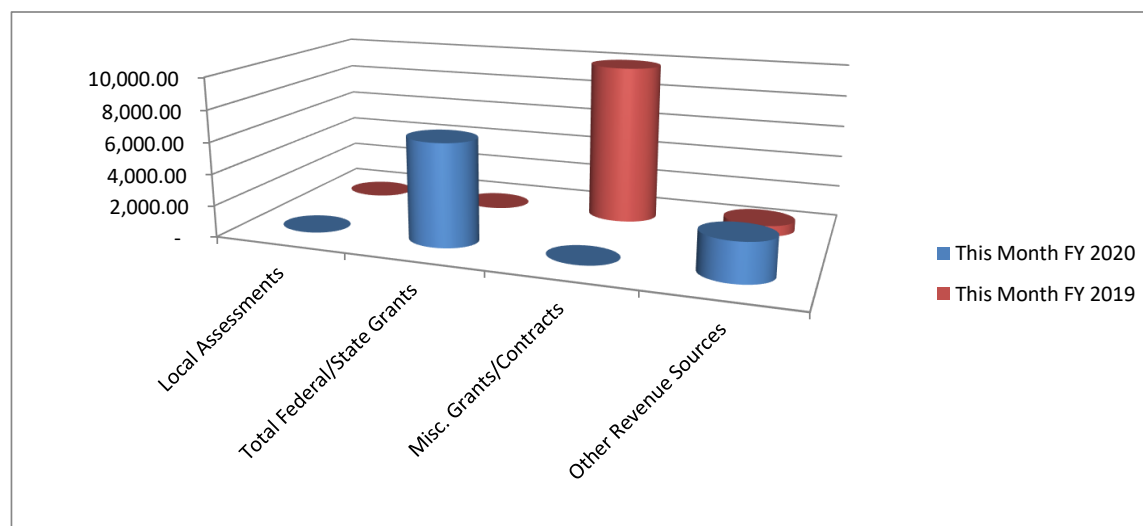
8

2019 - 2020 Workplan & Budget Financial Snapshot Feb-20

Revenues

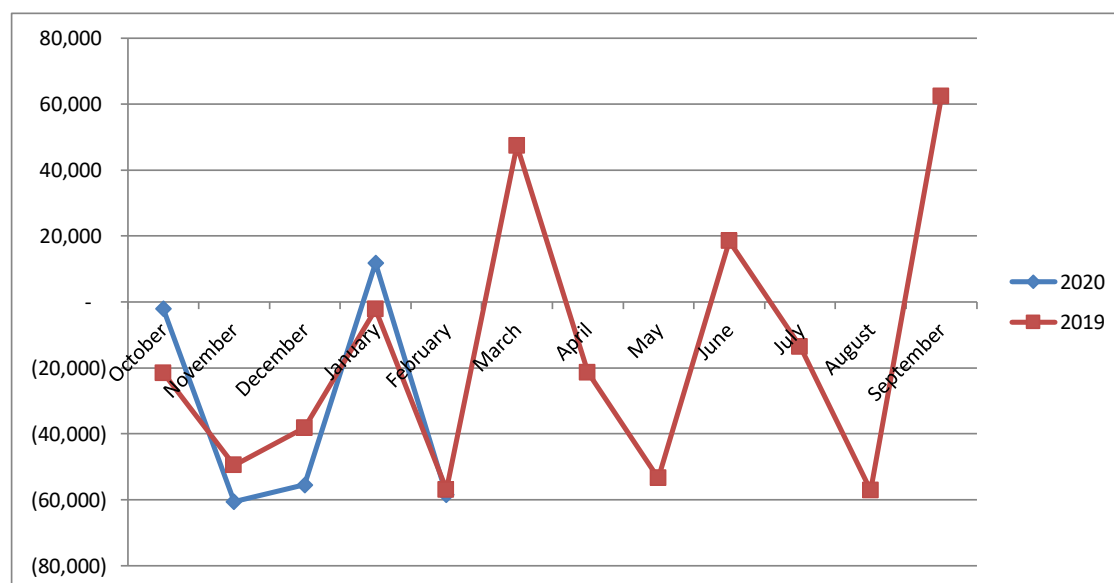
Local Assessments
Total Federal/State Grants
Misc. Grants/Contracts
Other Revenue Sources

Monthly Revenues



Notes: Local Assessments billed at the beginning of each quarter: October, January, April and July
State/Federal Grants billed quarterly: LEPC, HMEP
Federal Grants billed Semi Annually: Economic Development
Misc. Grants/Contracts billed by deliverable: SQG, DEO Interagency PO'S
Other(DRI) billed /recorded monthly as cost reimbursement

Monthly Net Income (Loss)



YTD: Net Income (\$209,754) Unaudited

SWFRPC

Detail of Reserve

As of February 29, 2020

Cash and Cash Equivalents:

Petty Cash	\$ 200
FineMark Operating Funds	5,959
	<hr/>
<i>Total Cash and Cash Equivalents</i>	\$ 6,159

Investments:

FineMark Money Market	\$ 269,119
Local government Surplus Trust Fund Investment Pool (Fund A)	145,131
	<hr/>
<i>Total Investments</i>	\$ 414,251

Total Reserves	<hr/>
	\$ 420,410
	<hr/>

SWFRPC INCOME STATEMENT

COMPARED WITH BUDGET

FOR THE ONE MONTH ENDING FEBRUARY 29, 2020

	Current Month	Year to Date A	FY 2019-2020 Approved Budget B	% Of Budget Year to Date	Budget Remaining
REVENUES					
LOCAL ASSESSMENTS					
COLLIER COUNTY	-	-	110,204	0%	\$ -
GLADES COUNTY	-	1,951	3,901	50%	\$ 1,951
HENDRY COUNTY	-	5,938	11,876	50%	\$ 5,938
CITY OF FORT MYERS	-	12,280	24,560	50%	\$ 12,280
TOWN OF FORT MYERS BEACH INC	-	961	1,922	50%	\$ 961
BONITA SPRINGS	-	7,677	15,354	50%	\$ 7,677
CITY OF NORTH PORT (9/10/19)	-	10,595	21,189	50%	\$ 10,595
TOTAL LOCAL ASSESSMENTS	\$ -	\$ 39,401	\$ 189,006	21%	\$ 39,401
FEDERAL / STATE GRANTS					
DEM - LEPC 19/20	-	10,300	80,000	13%	\$ 69,700
DEM - HMEP 18/19	6,482	6,482	61,006	11%	\$ 54,524
DEM - Collier Hazard Analysis 19/20	-	7,700	19,251	40%	\$ 11,551
Promise Zone	-	1,116	-	N/A	1,116
REDI Technical Assistance	-	2,000	-	N/A	2,000
Disaster Recovery Coordinator	-	29,950	50,000	60%	\$ 20,050
Economic Development Planning 20/22	-	-	30,000	0%	\$ 30,000
EDA Agriculture Sustainability	-	61,470	103,273	60%	\$ 41,803
Vista Supervisor	-	-	15,000	0%	\$ 15,000
Brownfields - EPA	-	50,346	200,000	25%	\$ 149,654
TOTAL FEDERAL / STATE GRANTS	\$ 6,482	\$ 169,364	\$ 558,530	30%	\$ 395,398
MISC. GRANTS / CONTRACTS/CONTRACTUAL					
FHERO 19/20	-	-	6,000	0%	\$ 6,000
Glades SQG	-	4,500	4,500	100%	\$ -
CHNEP Graphic Design	-	-	4,500	0%	\$ 4,500
TOTAL MISC. GRANTS/CONTRACTS	\$ -	\$ 4,500	\$ 15,000	30%	\$ 10,500
DRIS/NOPCS/MONITORING					
DRI MONITORING FEES	-	\$ -	\$ -	N/A	\$ -
DRIS/NOPCS INCOME	1,501	2,663	-	N/A	2,663
TOTAL	\$ 1,501	\$ 2,663	\$ -		\$ 2,663
Program Development (Unsecured Grants/Contract)					
*Program Development (Unsecured)	-	-	259,386	100%	\$ 259,386
ABM Cela Tega	960	5,120	-	N/A	\$ 100
TOTAL PROGRAM DEVELOPMENT	\$ 960	\$ 5,120	\$ 518,873	\$ 259,487	\$ 259,486
OTHER REVENUE SOURCES					
Misc. Income	-	360	2,000	18%	\$ 1,640

	Current Month	Year to Date A	FY 2019-2020 Approved Budget B	% Of Budget Year to Date	Budget Remaining
INTEREST INCOME - Money Market	234	1,511	2,000	76%	\$ 489
Fund A Investment Income	203	1,123	2,000	56%	\$ 878
TOTAL OTHER REVENUE SOURCES	\$ 436	\$ 2,993	\$ 6,000	50%	\$ 3,007
<i>Fund Balance</i>	<i>\$ -</i>	<i>\$ -</i>	<i>\$ 854,470</i>		
TOTAL REVENUES	\$ 9,379	\$ 224,042	\$ 2,141,879		\$ 710,455

EXPENSES

PERSONNEL EXPENSES					
SALARIES EXPENSE	\$ 24,508	\$ 130,721	\$ 331,718	39%	\$ 200,997
FICA EXPENSE	1,781	9,477	25,376	37%	\$ 15,899
RETIREMENT EXPENSE	3,508	14,168	46,175	31%	\$ 32,007
HEALTH INSURANCE EXPENSE	4,548	21,280	55,187	39%	\$ 33,907
WORKERS COMP. EXPENSE	116	892	1,246	72%	\$ 354
UNEMPLOYMENT COMP. EXPENSE	-	825	-	N/A	(825)
TOTAL PERSONNEL EXPENSES	\$ 34,461	\$ 177,363	\$ 459,702	39%	282,339
OPERATIONAL EXPENSES					
CONSULTANTS	\$ 6,714	\$ 48,346	\$ 54,950	88%	\$ 6,604
GRANT/CONSULTING EXPENSE	9,999	136,607	289,333	47%	\$ 152,726
AUDIT SERVICES EXPENSE	-	1,000	24,000	4%	\$ 23,000
TRAVEL EXPENSE	677	10,158	37,000	27%	\$ 26,842
TELEPHONE EXPENSE	123	1,206	3,800	32%	\$ 2,594
POSTAGE / SHIPPING EXPENSE	98	241	1,200	20%	\$ 959
EQUIPMENT RENTAL EXPENSE	289	2,375	4,896	49%	\$ 2,521
INSURANCE EXPENSE	438	6,226	9,029	69%	\$ 2,803
REPAIR/MAINT. EXPENSE	-	-	500	N/A	\$ 500
PRINTING/REPRODUCTION EXPENSE	83	557	3,000	19%	\$ 2,443
UTILITIES (Elec, Internet)	457	2,785	8,500	33%	\$ 5,715
ADVERTISING/LEGAL NOTICES EXP	59	151	1,600	9%	\$ 1,449
OTHER MISC. EXPENSE	-	23	200	11%	\$ 177
BANK SERVICE CHARGES	8	8	-	N/A	\$ (8)
OFFICE SUPPLIES EXPENSE	-	256	3,000	9%	\$ 2,745
COMPUTER RELATED EXPENSE	5,708	13,495	25,097	54%	\$ 11,602
DUES AND MEMBERSHIP	-	7,625	23,800	32%	\$ 16,175
PUBLICATION EXPENSE	-	-	-	N/A	\$ -
PROF. DEVELOP.	-	-	1,000	N/A	\$ 1,000
MEETINGS/EVENTS EXPENSE	4,444	4,509	7,000	64%	\$ 2,491
CAPITAL OUTLAY - OPERATIONS	-	-	-	N/A	\$ -
LEASE LONG TERM	4,254	20,866	50,646	41%	\$ 29,780
UNCOLLECTABLE RECEIVABLES	-	-	-	N/A	\$ -

	Current Month	Year to Date A	FY 2019-2020 Approved Budget B	% Of Budget Year to Date	Budget Remaining
FUND BALANCE			\$ 852,378		
OPERATIONAL EXP.	\$ 33,350	\$ 256,432	\$ 1,400,929	18%	292,119
TOTAL OPERATIONAL EXP.			\$ 1,400,929		
TOTAL CASH OUTLAY	\$ 67,811	\$ 433,795	\$ 1,860,631		\$ 574,458
NET INCOME (LOSS)	<u>\$ (58,431)</u>	<u>\$ (209,753)</u>			

SWFRPC
Balance Sheet
February 29, 2020

32 of 96

ASSETS

Current Assets		
Cash - Florida Prime	\$	145,131.30
Cash - FineMark Oper.		5,959.11
Cash - FineMark MM		269,119.29
Petty Cash		200.00
Accounts Receivable		13,088.95
Accounts Receivable-RC&D		(61.25)
		<hr/>
Total Current Assets		433,437.40
Property and Equipment		
Property, Furniture & Equip		237,172.31
Accumulated Depreciation		(221,019.57)
		<hr/>
Total Property and Equipment		16,152.74
Other Assets		
Amount t.b.p. for L.T.L.-Leave		34,713.44
FSA Deposit		2,881.29
Rental Deposits		3,500.00
Amt t.b.p. for L.T.Debt-OPEB		65,074.00
		<hr/>
Total Other Assets		106,168.73
		<hr/>
Total Assets	\$	<u><u>555,758.87</u></u>

LIABILITIES AND CAPITAL

Current Liabilities		
Accounts Payable	\$	809.70
Deferred Babcock Ranch_5356		1,609.80
Deferred PalmerRanch NOPC_5357		1,999.18
Accrued Salary		12,061.00
FICA Taxes Payable		1,306.05
Federal W/H Tax Payable		204.20
United way Payable		322.00
Deferred Compensation Payable		325.00
FSA Payable		(783.71)
LEPC Contingency Fund		305.25
		<hr/>
Total Current Liabilities		18,158.47
Long-Term Liabilities		
Accrued Annual Leave		34,713.44
Long Term Debt - OPEB		65,074.00
		<hr/>
Total Long-Term Liabilities		99,787.44
		<hr/>
Total Liabilities		117,945.91
Capital		
Fund Balance-Unassigned		125,213.14
Fund Balance-Assigned		514,000.00
FB-Non-Spendable/Fixed Assets		8,353.74
Net Income		(209,753.92)
		<hr/>
Total Capital		437,812.96
		<hr/>
Total Liabilities & Capital	\$	<u><u>555,758.87</u></u>

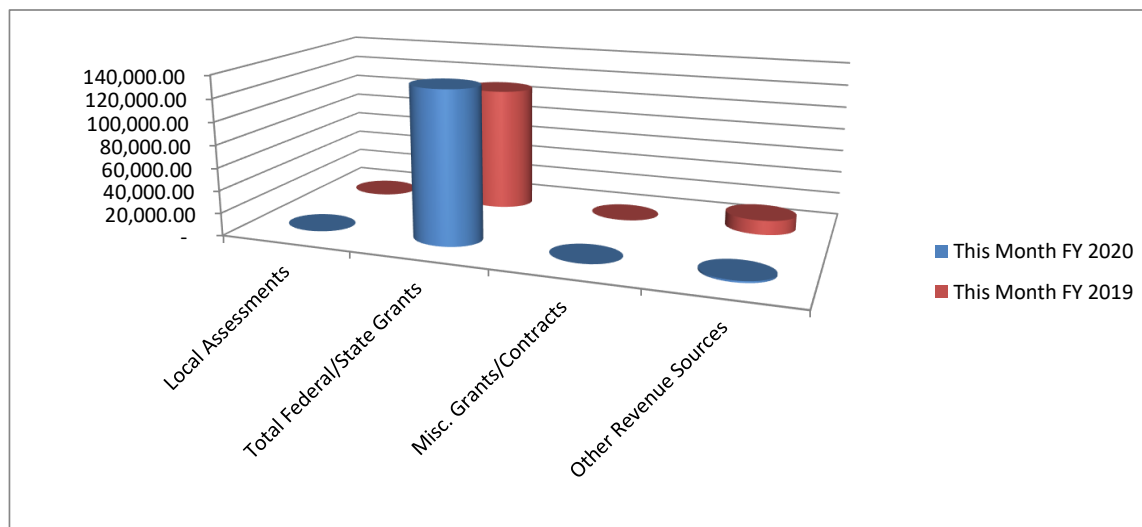
Unaudited - For Management Purposes Only

2019 - 2020 Workplan & Budget Financial Snapshot Mar-20

Revenues

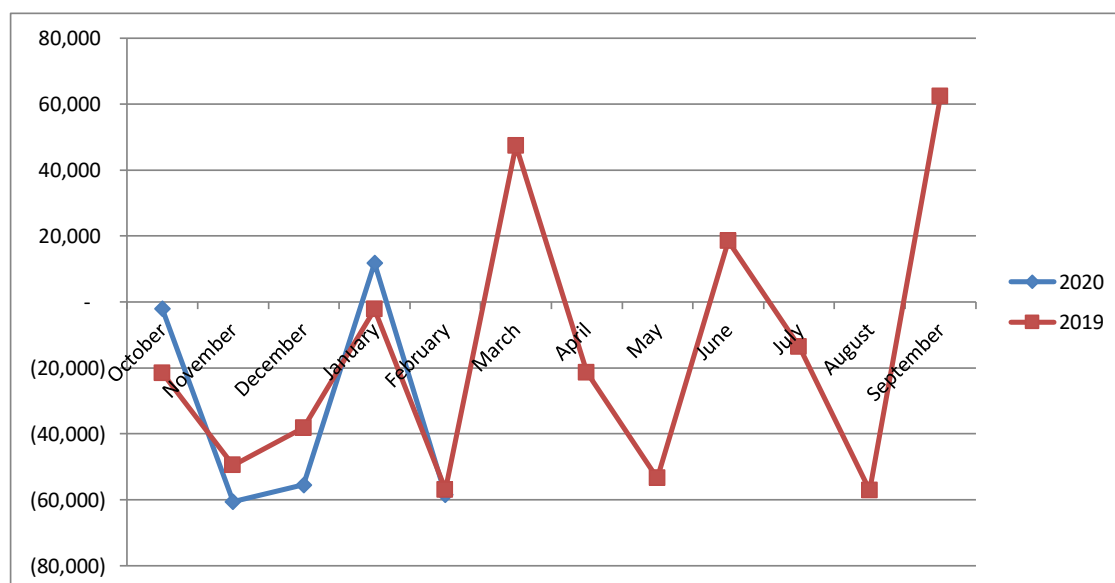
Local Assessments
Total Federal/State Grants
Misc. Grants/Contracts
Other Revenue Sources

Monthly Revenues



Notes: Local Assessments billed at the beginning of each quarter: October, January, April and July
State/Federal Grants billed quarterly: LEPC, HMEP
Federal Grants billed Semi Annually: Economic Development
Misc. Grants/Contracts billed by deliverable: SQG, DEO Interagency PO'S
Other(DRI) billed /recorded monthly as cost reimbursement

Monthly Net Income (Loss)



YTD: Net Income (\$198,820) Unaudited

SWFRPC

Detail of Reserve

As of March 31, 2020

Cash and Cash Equivalents:

Petty Cash	\$ 200
FineMark Operating Funds	<u>(1,908)</u>
<i>Total Cash and Cash Equivalents</i>	\$ (1,708)

Investments:

FineMark Money Market	\$ 219,326
Local government Surplus Trust Fund Investment Pool (Fund A)	<u>145,299</u>
<i>Total Investments</i>	\$ 364,625

Total Reserves	<u><u>\$ 362,917</u></u>
----------------	--------------------------

**SWFRPC INCOME STATEMENT
COMPARED WITH BUDGET**

35 of 96

FOR THE ONE MONTH ENDING MARCH 31, 2020

	Current Month	Year to Date A	FY 2019-2020 Approved Budget B	% Of Budget Year to Date	Budget Remaining
REVENUES					
LOCAL ASSESSMENTS					
COLLIER COUNTY	-	-	110,204	0%	\$ -
GLADES COUNTY	-	1,951	3,901	50%	\$ 1,951
HENDRY COUNTY	-	5,938	11,876	50%	\$ 5,938
CITY OF FORT MYERS	-	12,280	24,560	50%	\$ 12,280
TOWN OF FORT MYERS BEACH INC	-	961	1,922	50%	\$ 961
BONITA SPRINGS	-	7,677	15,354	50%	\$ 7,677
CITY OF NORTH PORT (9/10/19)	-	10,595	21,189	50%	\$ 10,595
TOTAL LOCAL ASSESSMENTS	\$ -	\$ 39,401	\$ 189,006	21%	\$ 39,401
FEDERAL / STATE GRANTS					
DEM - LEPC 19/20	43,100	53,400	80,000	67%	\$ 26,600
DEM - HMEP 19/20	-	6,482	61,006	11%	\$ 54,524
DEM - Collier Hazard Analysis 19/20	7,700	15,401	19,251	80%	\$ 3,850
Promise Zone	-	1,116	-	N/A	1,116
REDI Technical Assistance	-	2,000	-	N/A	2,000
Disaster Recovery Coordinator	-	29,950	50,000	60%	\$ 20,050
Economic Development Planning 20/22	17,500	17,500	30,000	58%	\$ 12,500
EDA Agriculture Sustainability	-	61,470	103,273	60%	\$ 41,803
Vista Supervisor	10,384	10,384	15,000	69%	\$ 4,616
Brownfields - EPA	54,872	105,218	200,000	53%	\$ 94,782
TOTAL FEDERAL / STATE GRANTS	\$ 133,556	\$ 302,920	\$ 558,530	54%	\$ 261,842
MISC. GRANTS / CONTRACTS/CONTRACTUAL					
FHERO 19/20	-	-	6,000	0%	\$ 6,000
Glades SQG	-	4,500	4,500	100%	\$ -
CHNEP Graphic Design	-	-	4,500	0%	\$ 4,500
TOTAL MISC. GRANTS/CONTRACTS	\$ -	\$ 4,500	\$ 15,000	30%	\$ 10,500
DRIS/NOPCS/MONITORING					
DRI MONITORING FEES	-	\$ -	\$ -	N/A	\$ -
DRIS/NOPCS INCOME	1,170	3,833	-	N/A	3,833
TOTAL	\$ 1,170	\$ 3,833	\$ -		\$ 3,833
Program Development (Unsecured Grants/Contract)					
*Program Development (Unsecured)	-	-	259,386	100%	\$ 259,386
ABM Cela Tega	-	5,120	-	N/A	\$ 100
TOTAL PROGRAM DEVELOPMENT	\$ -	\$ 5,120	\$ 518,873	\$ 259,487	\$ 259,486
OTHER REVENUE SOURCES					
Misc. Income	-	360	2,000	18%	\$ 1,640

	Current Month	Year to Date A	FY 2019-2020 Approved Budget B	% Of Budget Year to Date	Budget Remaining
INTEREST INCOME - Money Market	207	1,718	2,000	86%	\$ 282
Fund A Investment Income	168	1,290	2,000	65%	\$ 710
TOTAL OTHER REVENUE SOURCES	\$ 374	\$ 3,368	\$ 6,000	56%	\$ 2,632
<i>Fund Balance</i>	<i>\$ -</i>	<i>\$ -</i>	<i>\$ 854,470</i>		
TOTAL REVENUES	\$ 135,101	\$ 359,143	\$ 2,141,879		\$ 577,694

EXPENSES

PERSONNEL EXPENSES					
SALARIES EXPENSE	\$ 22,826	\$ 153,547	\$ 331,718	46%	\$ 178,171
FICA EXPENSE	1,688	11,165	25,376	44%	\$ 14,211
RETIREMENT EXPENSE	3,675	17,843	46,175	39%	\$ 28,332
HEALTH INSURANCE EXPENSE	4,717	25,997	55,187	47%	\$ 29,190
WORKERS COMP. EXPENSE	116	1,008	1,246	81%	\$ 238
UNEMPLOYMENT COMP. EXPENSE	-	825	-	N/A	(825)
TOTAL PERSONNEL EXPENSES	\$ 33,021	\$ 210,384	\$ 459,702	46%	249,318
OPERATIONAL EXPENSES					
CONSULTANTS	\$ 7,530	\$ 55,876	\$ 54,950	102%	\$ (926)
GRANT/CONSULTING EXPENSE	54,364	190,971	289,333	66%	\$ 98,362
AUDIT SERVICES EXPENSE	10,000	11,000	24,000	46%	\$ 13,000
TRAVEL EXPENSE	12,178	22,336	37,000	60%	\$ 14,664
TELEPHONE EXPENSE	361	1,567	3,800	41%	\$ 2,233
POSTAGE / SHIPPING EXPENSE	4	245	1,200	20%	\$ 955
EQUIPMENT RENTAL EXPENSE	289	2,664	4,896	54%	\$ 2,232
INSURANCE EXPENSE	438	6,663	9,029	74%	\$ 2,366
REPAIR/MAINT. EXPENSE	133	133	500	N/A	\$ 367
PRINTING/REPRODUCTION EXPENSE	76	633	3,000	21%	\$ 2,367
UTILITIES (Elec, Internet)	476	3,260	8,500	38%	\$ 5,240
ADVERTISING/LEGAL NOTICES EXP	32	183	1,600	11%	\$ 1,417
OTHER MISC. EXPENSE	61	84	200	42%	\$ 116
BANK SERVICE CHARGES	10	17	-	N/A	\$ (17)
OFFICE SUPPLIES EXPENSE	699	954	3,000	32%	\$ 2,046
COMPUTER RELATED EXPENSE	191	13,685	25,097	55%	\$ 11,412
DUES AND MEMBERSHIP	-	7,625	23,800	32%	\$ 16,175
PUBLICATION EXPENSE	-	-	-	N/A	\$ -
PROF. DEVELOP.	-	-	1,000	N/A	\$ 1,000
MEETINGS/EVENTS EXPENSE	52	4,562	7,000	65%	\$ 2,438
CAPITAL OUTLAY - OPERATIONS	-	-	-	N/A	\$ -
LEASE LONG TERM	4,254	25,120	50,646	50%	\$ 25,526
UNCOLLECTABLE RECEIVABLES	-	-	-	N/A	\$ -

	Current Month	Year to Date A	FY 2019-2020 Approved Budget B	% Of Budget Year to Date	Budget Remaining
FUND BALANCE			\$ 852,378		
OPERATIONAL EXP.	\$ 91,147	\$ 347,579	\$ 1,400,929	25%	200,972
TOTAL OPERATIONAL EXP.			\$ 1,400,929		
TOTAL CASH OUTLAY	\$ 124,168	\$ 557,963	\$ 1,860,631		\$ 450,290
NET INCOME (LOSS)	\$ 10,933	\$ (198,820)			

SWFRPC
Balance Sheet
March 31, 2020

38 of 96

ASSETS

Current Assets		
Cash - Florida Prime	\$	145,299.04
Cash - FineMark Oper.		(1,908.23)
Cash - FineMark MM		219,326.02
Petty Cash		200.00
Accounts Receivable		78,420.35
Accounts Receivable-RC&D		(61.25)
		<hr/>
Total Current Assets		441,275.93
Property and Equipment		
Property, Furniture & Equip		237,172.31
Accumulated Depreciation		(221,019.57)
		<hr/>
Total Property and Equipment		16,152.74
Other Assets		
Amount t.b.p. for L.T.L.-Leave		34,713.44
FSA Deposit		2,881.29
Rental Deposits		3,500.00
Amt t.b.p. for L.T.Debt-OPEB		65,074.00
		<hr/>
Total Other Assets		106,168.73
		<hr/>
Total Assets	\$	<u><u>563,597.40</u></u>

LIABILITIES AND CAPITAL

Current Liabilities		
Accounts Payable	\$	809.70
Deferred Babcock Ranch_5356		1,024.79
Deferred PalmerRanch NOPC_5357		1,414.21
Accrued Salary		12,061.00
FICA Taxes Payable		376.99
Federal W/H Tax Payable		(435.13)
United way Payable		322.00
FSA Payable		(814.43)
LEPC Contingency Fund		305.25
		<hr/>
Total Current Liabilities		15,064.38
Long-Term Liabilities		
Accrued Annual Leave		34,713.44
Long Term Debt - OPEB		65,074.00
		<hr/>
Total Long-Term Liabilities		99,787.44
		<hr/>
Total Liabilities		114,851.82
Capital		
Fund Balance-Unassigned		125,213.14
Fund Balance-Assigned		514,000.00
FB-Non-Spendable/Fixed Assets		8,353.74
Net Income		(198,821.30)
		<hr/>
Total Capital		448,745.58
		<hr/>
Total Liabilities & Capital	\$	<u><u>563,597.40</u></u>

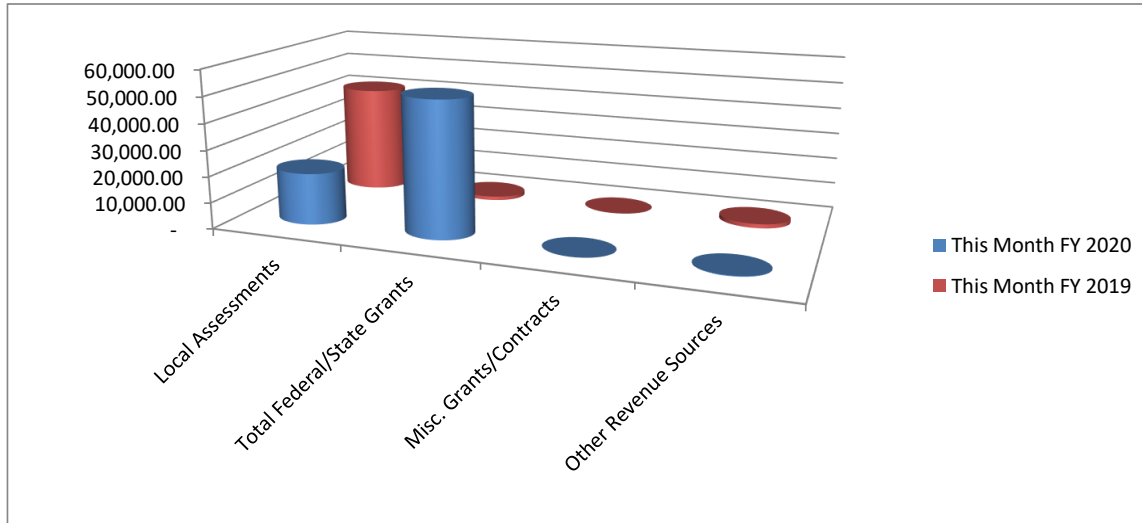
Unaudited - For Management Purposes Only

2019 - 2020 Workplan & Budget Financial Snapshot Apr-20

Revenues

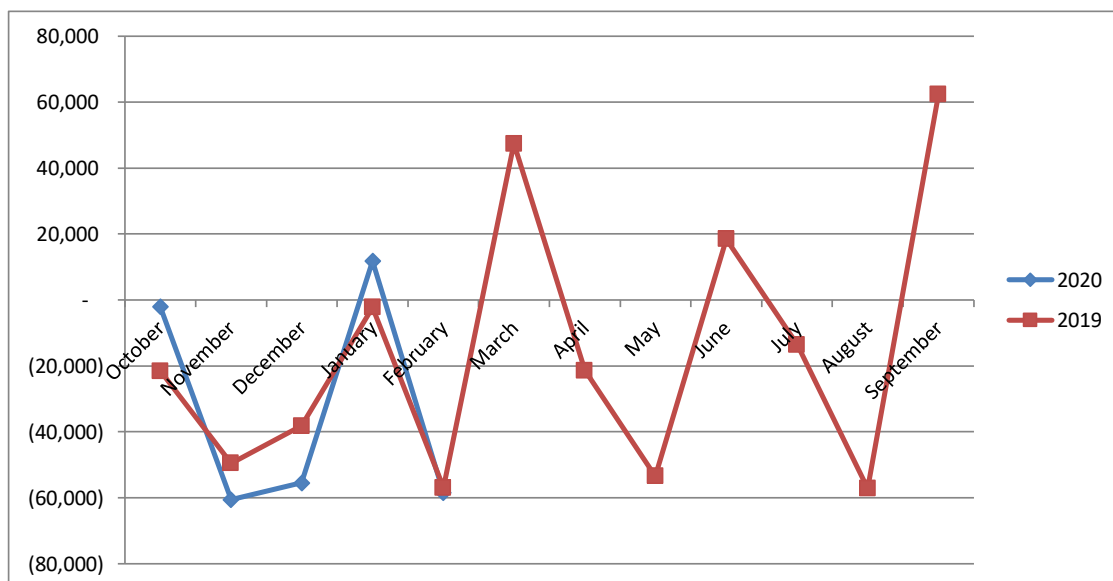
Local Assessments
Total Federal/State Grants
Misc. Grants/Contracts
Other Revenue Sources

Monthly Revenues



Notes: Local Assessments billed at the beginning of each quarter: October, January, April and July
State/Federal Grants billed quarterly: LEPC, HMEP
Federal Grants billed Semi Annually: Economic Development
Misc. Grants/Contracts billed by deliverable: SQG, DEO Interagency PO'S
Other(DRI) billed /recorded monthly as cost reimbursement

Monthly Net Income (Loss)



YTD: Net Income (\$214,429) Unaudited

SWFRPC

Detail of Reserve

As of April 30, 2020

Cash and Cash Equivalents:

Petty Cash	\$ 200
FineMark Operating Funds	45,237
	<hr/>
<i>Total Cash and Cash Equivalents</i>	\$ 45,437

Investments:

FineMark Money Market	\$ 194,486
Local government Surplus Trust Fund Investment Pool (Fund A)	145,413
	<hr/>
<i>Total Investments</i>	\$ 339,898

Total Reserves	<hr/>
	\$ 385,336
	<hr/> <hr/>

**SWFRPC INCOME STATEMENT
COMPARED WITH BUDGET**

41 of 96

FOR THE ONE MONTH ENDING APRIL 30, 2020

	Current Month	Year to Date A	FY 2019-2020 Approved Budget B	% Of Budget Year to Date	Budget Remaining
REVENUES					
LOCAL ASSESSMENTS					
COLLIER COUNTY	-	-	110,204	0%	\$ -
GLADES COUNTY	975	2,926	3,901	75%	\$ 975
HENDRY COUNTY	2,969	8,907	11,876	75%	\$ 2,969
CITY OF FORT MYERS	6,140	18,420	24,560	75%	\$ 6,140
TOWN OF FORT MYERS BEACH INC	481	1,442	1,922	75%	\$ 481
BONITA SPRINGS	3,839	11,516	15,354	75%	\$ 3,839
CITY OF NORTH PORT (9/10/19)	5,297	15,892	21,189	75%	\$ 5,297
TOTAL LOCAL ASSESSMENTS	\$ 19,701	\$ 59,102	\$ 189,006	31%	\$ 19,701
FEDERAL / STATE GRANTS					
DEM - LEPC 19/20	-	53,400	80,000	67%	\$ 26,600
DEM - HMEP 19/20	31,292	37,774	61,006	62%	\$ 23,232
DEM - Collier Hazard Analysis 19/20	3,850	19,251	19,251	100%	\$ -
Promise Zone	-	1,116	-	N/A	1,116
REDI Technical Assistance	-	2,000	-	N/A	2,000
Disaster Recovery Coordinator	-	29,950	50,000	60%	\$ 20,050
Economic Development Planning 20/22	-	17,500	30,000	58%	\$ 12,500
EDA Agriculture Sustainability	16,496	77,966	103,273	75%	\$ 25,307
Vista Supervisor	-	10,384	15,000	69%	\$ 4,616
Brownfields - EPA	-	105,218	200,000	53%	\$ 94,782
TOTAL FEDERAL / STATE GRANTS	\$ 51,638	\$ 354,558	\$ 558,530	63%	\$ 210,204
MISC. GRANTS / CONTRACTS/CONTRACTUAL					
FHERO 19/20	-	-	6,000	0%	\$ 6,000
Glades SQG	-	4,500	4,500	100%	\$ -
CHNEP Graphic Design	-	-	4,500	0%	\$ 4,500
TOTAL MISC. GRANTS/CONTRACTS	\$ -	\$ 4,500	\$ 15,000	30%	\$ 10,500
DRIS/NOPCS/MONITORING					
DRI MONITORING FEES	- \$	- \$	-	N/A	\$ -
DRIS/NOPCS INCOME	-	3,833	-	N/A	3,833
TOTAL	\$ -	\$ 3,833	\$ -		\$ 3,833
Program Development (Unsecured Grants/Contract)					
*Program Development (Unsecured)	-	-	259,386	100%	\$ 259,386
ABM Cela Tega	-	5,120	-	N/A	\$ 100
TOTAL PROGRAM DEVELOPMENT	\$ -	\$ 5,120	\$ 259,386	100%	\$ 259,486
OTHER REVENUE SOURCES					
Misc. Income	-	360	2,000	18%	\$ 1,640

	Current Month	Year to Date A	FY 2019-2020 Approved Budget B	% Of Budget Year to Date	Budget Remaining
INTEREST INCOME - Money Market	160	1,877	2,000	94%	\$ 123
Fund A Investment Income	114	1,404	2,000	70%	\$ 596
TOTAL OTHER REVENUE SOURCES	\$ 273	\$ 3,641	\$ 6,000	61%	\$ 2,359
<i>Fund Balance</i>	<i>\$ -</i>	<i>\$ -</i>	<i>\$ 854,470</i>		
TOTAL REVENUES	\$ 71,612	\$ 430,755	\$ 2,141,879		\$ 506,082

EXPENSES

PERSONNEL EXPENSES					
SALARIES EXPENSE	\$ 25,168	\$ 178,715	\$ 331,718	54%	\$ 153,003
FICA EXPENSE	1,897	13,062	25,376	51%	\$ 12,314
RETIREMENT EXPENSE	3,720	21,563	46,175	47%	\$ 24,612
HEALTH INSURANCE EXPENSE	4,789	30,786	55,187	56%	\$ 24,401
WORKERS COMP. EXPENSE	116	1,124	1,246	90%	\$ 122
UNEMPLOYMENT COMP. EXPENSE	-	825	-	N/A	(825)
TOTAL PERSONNEL EXPENSES	\$ 35,691	\$ 246,075	\$ 459,702	54%	213,627

OPERATIONAL EXPENSES					
CONSULTANTS	\$ 3,800	\$ 59,676	\$ 54,950	109%	\$ (4,726)
GRANT/CONSULTING EXPENSE	26,404	217,375	289,333	75%	\$ 71,958
AUDIT SERVICES EXPENSE	14,150	25,150	24,000	105%	\$ (1,150)
TRAVEL EXPENSE	-	22,336	37,000	60%	\$ 14,664
TELEPHONE EXPENSE	326	1,893	3,800	50%	\$ 1,907
POSTAGE / SHIPPING EXPENSE	44	289	1,200	24%	\$ 911
EQUIPMENT RENTAL EXPENSE	675	3,339	4,896	68%	\$ 1,557
INSURANCE EXPENSE	438	7,101	9,029	79%	\$ 1,928
REPAIR/MAINT. EXPENSE	-	133	500	N/A	\$ 367
PRINTING/REPRODUCTION EXPENSE	120	753	3,000	25%	\$ 2,247
UTILITIES (Elec, Internet)	506	3,766	8,500	44%	\$ 4,734
ADVERTISING/LEGAL NOTICES EXP	32	215	1,600	13%	\$ 1,385
OTHER MISC. EXPENSE	-	84	200	42%	\$ 116
BANK SERVICE CHARGES	-	17	-	N/A	\$ (17)
OFFICE SUPPLIES EXPENSE	44	998	3,000	33%	\$ 2,002
COMPUTER RELATED EXPENSE	737	14,422	25,097	57%	\$ 10,675
DUES AND MEMBERSHIP	-	7,625	23,800	32%	\$ 16,175
PUBLICATION EXPENSE	-	-	-	N/A	\$ -
PROF. DEVELOP.	-	-	1,000	N/A	\$ 1,000
MEETINGS/EVENTS EXPENSE	-	4,562	7,000	65%	\$ 2,438
CAPITAL OUTLAY - OPERATIONS	-	-	-	N/A	\$ -
LEASE LONG TERM	4,254	29,375	50,646	58%	\$ 21,271
UNCOLLECTABLE RECEIVABLES	-	-	-	N/A	\$ -

	Current Month	Year to Date A	FY 2019-2020 Approved Budget B	% Of Budget Year to Date	Budget Remaining
FUND BALANCE			\$ 852,378		
OPERATIONAL EXP.	\$ 51,529	\$ 399,108	\$ 1,400,929	28%	149,443
TOTAL OPERATIONAL EXP.			\$ 1,400,929		
TOTAL CASH OUTLAY	\$ 87,220	\$ 645,183	\$ 1,860,631		\$ 363,070
NET INCOME (LOSS)	\$ (15,608)	\$ (214,428)			

SWFRPC
Balance Sheet
April 30, 2020

44 of 96

ASSETS

Current Assets		
Cash - Florida Prime	\$	145,412.57
Cash - FineMark Oper.		45,377.28
Cash - FineMark MM		194,485.81
Petty Cash		200.00
Accounts Receivable		41,180.45
Accounts Receivable-RC&D		(61.25)
		<hr/>
Total Current Assets		426,594.86
Property and Equipment		
Property, Furniture & Equip		237,172.31
Accumulated Depreciation		(221,019.57)
		<hr/>
Total Property and Equipment		16,152.74
Other Assets		
Amount t.b.p. for L.T.L.-Leave		34,713.44
FSA Deposit		2,881.29
Rental Deposits		3,500.00
Amt t.b.p. for L.T.Debt-OPEB		65,074.00
		<hr/>
Total Other Assets		106,168.73
		<hr/>
Total Assets	\$	<u><u>548,916.33</u></u>

LIABILITIES AND CAPITAL

Current Liabilities		
Accounts Payable	\$	809.70
Deferred Babcock Ranch_5356		1,024.79
Deferred PalmerRanch NOPC_5357		1,414.21
Accrued Salary		12,061.00
FICA Taxes Payable		1,135.83
Federal W/H Tax Payable		120.57
United way Payable		322.00
Deferred Compensation Payable		(325.00)
FSA Payable		(876.88)
LEPC Contingency Fund		305.25
		<hr/>
Total Current Liabilities		15,991.47
Long-Term Liabilities		
Accrued Annual Leave		34,713.44
Long Term Debt - OPEB		65,074.00
		<hr/>
Total Long-Term Liabilities		99,787.44
		<hr/>
Total Liabilities		115,778.91
Capital		
Fund Balance-Unassigned		125,213.14
Fund Balance-Assigned		514,000.00
FB-Non-Spendable/Fixed Assets		8,353.74
Net Income		(214,429.46)
		<hr/>
Total Capital		433,137.42
		<hr/>
Total Liabilities & Capital	\$	<u><u>548,916.33</u></u>

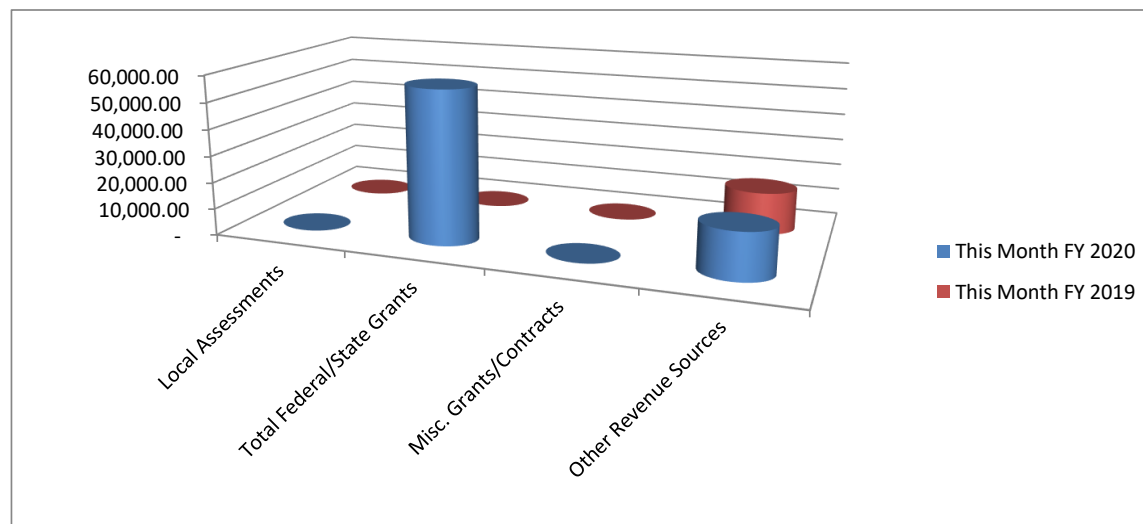
Unaudited - For Management Purposes Only

2019 - 2020 Workplan & Budget Financial Snapshot May-20

Revenues

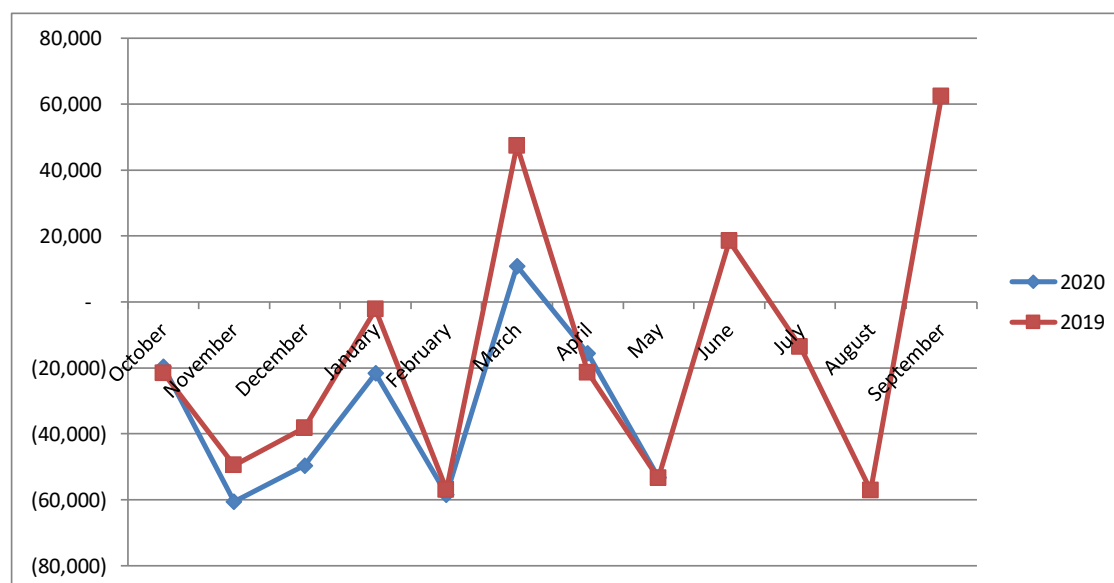
Local Assessments
Total Federal/State Grants
Misc. Grants/Contracts
Other Revenue Sources

Monthly Revenues



Notes: Local Assessments billed at the beginning of each quarter: October, January, April and July
State/Federal Grants billed quarterly: LEPC, HMEP
Federal Grants billed Semi Annually: Economic Development
Misc. Grants/Contracts billed by deliverable: SQG, DEO Interagency PO'S
Other(DRI) billed /recorded monthly as cost reimbursement

Monthly Net Income (Loss)



YTD: Net Income (\$267,706) Unaudited

SWFRPC

Detail of Reserve

As of May 31, 2020

Cash and Cash Equivalents:

Petty Cash	\$ 200
FineMark Operating Funds	14,270
	<hr/>
<i>Total Cash and Cash Equivalents</i>	\$ 14,470

Investments:

FineMark Money Market	\$ 194,651
Local government Surplus Trust Fund Investment Pool (Fund A)	145,508
	<hr/>
<i>Total Investments</i>	\$ 340,159

Total Reserves	<hr/>
	\$ 354,628
	<hr/> <hr/>

**SWFRPC INCOME STATEMENT
COMPARED WITH BUDGET**

47 of 96

FOR THE ONE MONTH ENDING MAY 31, 2020

	Current Month	Year to Date A	FY 2019-2020 Approved Budget B	% Of Budget Year to Date	Budget Remaining
REVENUES					
LOCAL ASSESSMENTS					
COLLIER COUNTY	-	-	110,204	0%	\$ -
GLADES COUNTY	-	2,926	3,901	75%	\$ 975
HENDRY COUNTY	-	8,907	11,876	75%	\$ 2,969
CITY OF FORT MYERS	-	18,420	24,560	75%	\$ 6,140
TOWN OF FORT MYERS BEACH INC	-	1,442	1,922	75%	\$ 481
BONITA SPRINGS	-	11,516	15,354	75%	\$ 3,839
CITY OF NORTH PORT (9/10/19)	-	15,892	21,189	75%	\$ 5,297
TOTAL LOCAL ASSESSMENTS	\$ -	\$ 59,102	\$ 189,006	31%	\$ 19,701
FEDERAL / STATE GRANTS					
DEM - LEPC 19/20	-	53,400	80,000	67%	\$ 26,600
DEM - HMEP 19/20	-	37,774	61,006	62%	\$ 23,232
DEM - Collier Hazard Analysis 19/20	-	19,251	19,251	100%	\$ -
Promise Zone	-	1,116	-	N/A	1,116
REDI Technical Assistance	-	2,000	-	N/A	2,000
Disaster Recovery Coordinator	-	29,950	50,000	60%	\$ 20,050
Economic Development Planning 20/22	-	17,500	30,000	58%	\$ 12,500
EDA Agriculture Sustainability	-	77,966	103,273	75%	\$ 25,307
Vista Supervisor	-	10,384	15,000	69%	\$ 4,616
Brownfields - EPA	57,291	162,509	200,000	81%	\$ 37,491
TOTAL FEDERAL / STATE GRANTS	\$ 57,291	\$ 411,849	\$ 558,530	74%	\$ 152,913
MISC. GRANTS / CONTRACTS/CONTRACTUAL					
FHERO 19/20	-	-	6,000	0%	\$ 6,000
Glades SQG	-	4,500	4,500	100%	\$ -
CHNEP Graphic Design	-	-	4,500	0%	\$ 4,500
TOTAL MISC. GRANTS/CONTRACTS	\$ -	\$ 4,500	\$ 15,000	30%	\$ 10,500
DRIS/NOPCS/MONITORING					
DRI MONITORING FEES	- \$	- \$	-	N/A	\$ -
DRIS/NOPCS INCOME	-	3,833	-	N/A	3,833
TOTAL	\$ -	\$ 3,833	\$ -		\$ 3,833
Program Development (Unsecured Grants/Contract)					
*Program Development (Unsecured)	-	-	259,386	100%	\$ 259,386
ABM Cela Tega	-	5,120	-	N/A	\$ 100
TOTAL PROGRAM DEVELOPMENT	\$ -	\$ 5,120	\$ 259,386	100%	\$ 259,486
OTHER REVENUE SOURCES					
Misc. Income	17,202	17,562	2,000	878%	\$ (15,562)

	Current Month	Year to Date A	FY 2019-2020 Approved Budget B	% Of Budget Year to Date	Budget Remaining
INTEREST INCOME - Money Market	165	2,043	2,000	102%	\$ (43)
Fund A Investment Income	95	1,499	2,000	75%	\$ 501
TOTAL OTHER REVENUE SOURCES	\$ 17,462	\$ 21,103	\$ 6,000	352%	\$ (15,103)
<i>Fund Balance</i>	<i>\$ -</i>	<i>\$ -</i>	<i>\$ 854,470</i>		
TOTAL REVENUES	\$ 74,753	\$ 505,508	\$ 2,141,879		\$ 431,329

EXPENSES

PERSONNEL EXPENSES					
SALARIES EXPENSE	\$ 20,134	\$ 198,849	\$ 331,718	60%	\$ 132,869
FICA EXPENSE	1,518	14,580	25,376	57%	\$ 10,796
RETIREMENT EXPENSE	4,221	25,784	46,175	56%	\$ 20,391
HEALTH INSURANCE EXPENSE	4,769	35,554	55,187	64%	\$ 19,633
WORKERS COMP. EXPENSE	116	1,240	1,246	100%	\$ 6
UNEMPLOYMENT COMP. EXPENSE	-	825	-	N/A	(825)
TOTAL PERSONNEL EXPENSES	\$ 30,758	\$ 276,833	\$ 459,702	60%	182,869
OPERATIONAL EXPENSES					
CONSULTANTS	\$ 3,050	\$ 62,726	\$ 54,950	114%	\$ (7,776)
GRANT/CONSULTING EXPENSE	85,890	303,266	289,333	105%	\$ (13,933)
AUDIT SERVICES EXPENSE	3,000	28,150	28,150	100%	\$ -
TRAVEL EXPENSE	-	22,336	37,000	60%	\$ 14,664
TELEPHONE EXPENSE	-	1,893	3,800	50%	\$ 1,907
POSTAGE / SHIPPING EXPENSE	-	289	1,200	24%	\$ 911
EQUIPMENT RENTAL EXPENSE	289	3,628	4,896	74%	\$ 1,268
INSURANCE EXPENSE	-	7,101	9,029	79%	\$ 1,928
REPAIR/MAINT. EXPENSE	-	133	500	N/A	\$ 367
PRINTING/REPRODUCTION EXPENSE	32	785	3,000	26%	\$ 2,215
UTILITIES (Elec, Internet)	172	3,938	8,500	46%	\$ 4,562
ADVERTISING/LEGAL NOTICES EXP	289	505	1,600	32%	\$ 1,095
OTHER MISC. EXPENSE	-	84	200	42%	\$ 116
BANK SERVICE CHARGES	-	17	-	N/A	\$ (17)
OFFICE SUPPLIES EXPENSE	41	1,038	3,000	35%	\$ 1,962
COMPUTER RELATED EXPENSE	255	14,677	25,097	58%	\$ 10,420
DUES AND MEMBERSHIP	-	7,625	23,800	32%	\$ 16,175
PUBLICATION EXPENSE	-	-	-	N/A	\$ -
PROF. DEVELOP.	-	-	1,000	N/A	\$ 1,000
MEETINGS/EVENTS EXPENSE	-	4,562	7,000	65%	\$ 2,438
CAPITAL OUTLAY - OPERATIONS	-	-	-	N/A	\$ -
LEASE LONG TERM	4,254	33,629	50,646	66%	\$ 17,017
UNCOLLECTABLE RECEIVABLES	-	-	-	N/A	\$ -

	Current Month	Year to Date A	FY 2019-2020 Approved Budget B	% Of Budget Year to Date	Budget Remaining
FUND BALANCE			\$ 852,378		
OPERATIONAL EXP.	\$ 97,272	\$ 496,380	\$ 1,405,079	35%	56,321
TOTAL OPERATIONAL EXP.			\$ 1,405,079		
TOTAL CASH OUTLAY	\$ 128,030	\$ 773,213	\$ 1,864,781		\$ 239,190
NET INCOME (LOSS)	\$ (53,277)	\$ (267,705)			

SWFRPC
Balance Sheet
May 31, 2020

50 of 96

ASSETS

Current Assets		
Cash - Florida Prime	\$	145,507.86
Cash - FineMark Oper.		14,269.54
Cash - FineMark MM		194,651.05
Petty Cash		200.00
Accounts Receivable		18,386.20
Accounts Receivable-RC&D		(61.25)
		<hr/>
Total Current Assets		372,953.40
Property and Equipment		
Property, Furniture & Equip		237,172.31
Accumulated Depreciation		(221,019.57)
		<hr/>
Total Property and Equipment		16,152.74
Other Assets		
Amount t.b.p. for L.T.L.-Leave		34,713.44
FSA Deposit		2,881.29
Rental Deposits		3,500.00
Amt t.b.p. for L.T.Debt-OPEB		65,074.00
		<hr/>
Total Other Assets		106,168.73
		<hr/>
Total Assets	\$	<u><u>495,274.87</u></u>

LIABILITIES AND CAPITAL

Current Liabilities		
Accounts Payable	\$	809.70
Deferred Babcock Ranch_5356		1,024.79
Deferred PalmerRanch NOPC_5357		1,414.21
Accrued Salary		12,061.00
FICA Taxes Payable		376.90
Federal W/H Tax Payable		(435.13)
United way Payable		322.00
Deferred Compensation Payable		675.00
FSA Payable		(926.84)
LEPC Contingency Fund		305.25
		<hr/>
Total Current Liabilities		15,626.88
Long-Term Liabilities		
Accrued Annual Leave		34,713.44
Long Term Debt - OPEB		65,074.00
		<hr/>
Total Long-Term Liabilities		99,787.44
		<hr/>
Total Liabilities		115,414.32
Capital		
Fund Balance-Unassigned		125,213.14
Fund Balance-Assigned		514,000.00
FB-Non-Spendable/Fixed Assets		8,353.74
Net Income		(267,706.33)
		<hr/>
Total Capital		379,860.55
		<hr/>
Total Liabilities & Capital	\$	<u><u>495,274.87</u></u>

Unaudited - For Management Purposes Only

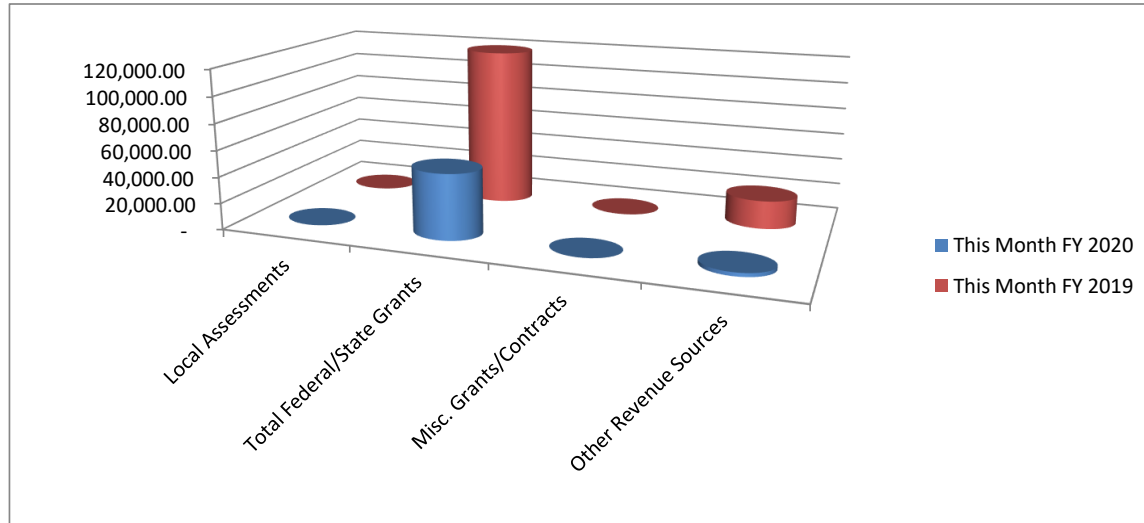
2019 - 2020 Workplan & Budget Financial Snapshot

Jun-20

Revenues

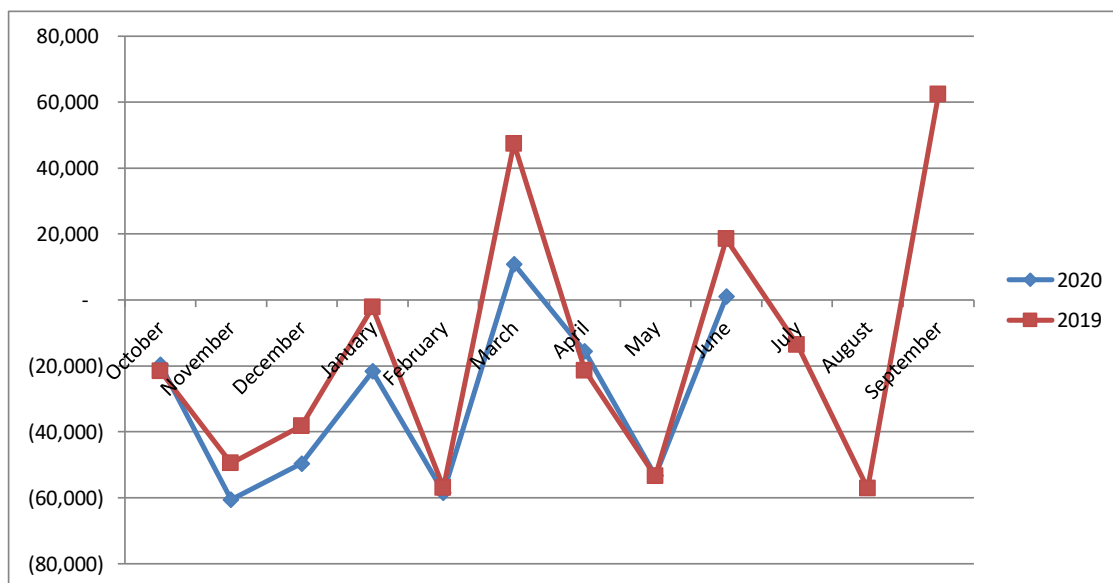
Local Assessments
Total Federal/State Grants
Misc. Grants/Contracts
Other Revenue Sources

Monthly Revenues



Notes: Local Assessments billed at the beginning of each quarter: October, January, April and July
State/Federal Grants billed quarterly: LEPC, HMEP
Federal Grants billed Semi Annually: Economic Development
Misc. Grants/Contracts billed by deliverable: SQG, DEO Interagency PO'S
Other(DRI) billed /recorded monthly as cost reimbursement

Monthly Net Income (Loss)



YTD: Net Income (\$266,638) Unaudited

SWFRPC

Detail of Reserve

As of June 30, 2020

Cash and Cash Equivalents:

Petty Cash	\$ 200
FineMark Operating Funds	13,409
	<hr/>
<i>Total Cash and Cash Equivalents</i>	\$ 13,609

Investments:

FineMark Money Market	\$ 194,811
Local government Surplus Trust Fund Investment Pool (Fund A)	145,576
	<hr/>
<i>Total Investments</i>	\$ 340,387

Total Reserves	<hr/>
	\$ 353,996
	<hr/> <hr/>

**SWFRPC INCOME STATEMENT
COMPARED WITH BUDGET
FOR THE ONE MONTH ENDING JUNE 30, 2020**

53 of 96

	Current Month	Year to Date A	FY 2019-2020 Approved Budget B	% Of Budget Year to Date	Budget Remaining
REVENUES					
LOCAL ASSESSMENTS					
COLLIER COUNTY	-	-	110,204	0%	\$ -
GLADES COUNTY	-	2,926	3,901	75%	\$ 975
HENDRY COUNTY	-	8,907	11,876	75%	\$ 2,969
CITY OF FORT MYERS	-	18,420	24,560	75%	\$ 6,140
TOWN OF FORT MYERS BEACH INC	-	1,442	1,922	75%	\$ 481
BONITA SPRINGS	-	11,516	15,354	75%	\$ 3,839
CITY OF NORTH PORT (9/10/19)	-	15,892	21,189	75%	\$ 5,297
TOTAL LOCAL ASSESSMENTS	\$ -	\$ 59,102	\$ 189,006	31%	\$ 19,701
FEDERAL / STATE GRANTS					
DEM - LEPC 19/20	-	53,400	80,000	67%	\$ 26,600
DEM - HMEP 19/20	-	37,774	61,006	62%	\$ 23,232
DEM - Collier Hazard Analysis 19/20	-	19,251	19,251	100%	\$ -
Promise Zone	-	1,116	-	N/A	1,116
REDI Technical Assistance	-	2,000	-	N/A	2,000
Disaster Recovery Coordinator	-	29,950	50,000	60%	\$ 20,050
Economic Development Planning 20/22	-	17,500	30,000	58%	\$ 12,500
EDA Agriculture Sustainability	44,483	122,449	103,273	119%	\$ (19,176)
Vista Supervisor	-	10,384	15,000	69%	\$ 4,616
Brownfields - EPA	5,207	167,716	200,000	84%	\$ 32,284
TOTAL FEDERAL / STATE GRANTS	\$ 49,690	\$ 461,540	\$ 558,530	83%	\$ 103,222
MISC. GRANTS / CONTRACTS/CONTRACTUAL					
FHERO 19/20	-	-	6,000	0%	\$ 6,000
Glades SQG	-	4,500	4,500	100%	\$ -
CHNEP Graphic Design	-	-	4,500	0%	\$ 4,500
TOTAL MISC. GRANTS/CONTRACTS	\$ -	\$ 4,500	\$ 15,000	30%	\$ 10,500
DRIS/NOPCS/MONITORING					
DRI MONITORING FEES	-	\$ -	\$ -	N/A	\$ -
DRIS/NOPCS INCOME	1,025	4,858	-	N/A	4,858
TOTAL	\$ 1,025	\$ 4,858	\$ -		\$ 4,858
Program Development (Unsecured Grants/Contract)					
*Program Development (Unsecured)	-	-	259,386	100%	\$ 259,386
ABM Cela Tega	-	5,120	-	N/A	\$ 100
TOTAL PROGRAM DEVELOPMENT	\$ -	\$ 5,120	\$ 518,873	\$ 259,487	\$ 259,486
OTHER REVENUE SOURCES					
Misc. Income	1,505	19,066	2,000	953%	\$ (17,066)

	Current Month	Year to Date A	FY 2019-2020 Approved Budget B	% Of Budget Year to Date	Budget Remaining
INTEREST INCOME - Money Market	160	2,203	2,000	110%	\$ (203)
Fund A Investment Income	68	1,567	2,000	78%	\$ 433
TOTAL OTHER REVENUE SOURCES	\$ 1,733	\$ 22,836	\$ 6,000	381%	\$ (16,836)
<i>Fund Balance</i>	<i>\$ -</i>	<i>\$ -</i>	<i>\$ 854,470</i>		
TOTAL REVENUES	\$ 52,448	\$ 557,956	\$ 2,141,879		\$ 380,931

EXPENSES

PERSONNEL EXPENSES					
SALARIES EXPENSE	\$ 24,632	\$ 223,483	\$ 331,718	67%	\$ 108,235
FICA EXPENSE	1,861	16,441	25,376	65%	\$ 8,935
RETIREMENT EXPENSE	3,119	28,903	46,175	63%	\$ 17,272
HEALTH INSURANCE EXPENSE	5,428	40,983	55,187	74%	\$ 14,204
WORKERS COMP. EXPENSE	116	1,356	1,246	109%	\$ (110)
UNEMPLOYMENT COMP. EXPENSE	-	825	-	N/A	(825)
TOTAL PERSONNEL EXPENSES	\$ 35,157	\$ 311,991	\$ 459,702	68%	147,711
OPERATIONAL EXPENSES					
CONSULTANTS	\$ 1,067	\$ 63,792	\$ 54,950	116%	\$ (8,842)
GRANT/CONSULTING EXPENSE	4,280	307,546	289,333	106%	\$ (18,213)
AUDIT SERVICES EXPENSE	1,500	29,650	28,150	105%	\$ (1,500)
TRAVEL EXPENSE	-	22,336	37,000	60%	\$ 14,664
TELEPHONE EXPENSE	621	2,515	3,800	66%	\$ 1,285
POSTAGE / SHIPPING EXPENSE	50	339	1,200	28%	\$ 861
EQUIPMENT RENTAL EXPENSE	539	4,166	4,896	85%	\$ 730
INSURANCE EXPENSE	-	7,101	9,029	79%	\$ 1,928
REPAIR/MAINT. EXPENSE	-	133	500	N/A	\$ 367
PRINTING/REPRODUCTION EXPENSE	38	824	3,000	27%	\$ 2,177
UTILITIES (Elec, Internet)	872	4,810	8,500	57%	\$ 3,690
ADVERTISING/LEGAL NOTICES EXP	-	505	1,600	32%	\$ 1,095
OTHER MISC. EXPENSE	-	84	200	42%	\$ 116
BANK SERVICE CHARGES	-	17	-	N/A	\$ (17)
OFFICE SUPPLIES EXPENSE	-	1,038	3,000	35%	\$ 1,962
COMPUTER RELATED EXPENSE	2,256	16,933	25,097	67%	\$ 8,164
DUES AND MEMBERSHIP	746	8,371	23,800	35%	\$ 15,429
PUBLICATION EXPENSE	-	-	-	N/A	\$ -
PROF. DEVELOP.	-	-	1,000	N/A	\$ 1,000
MEETINGS/EVENTS EXPENSE	-	4,562	7,000	65%	\$ 2,438
CAPITAL OUTLAY - OPERATIONS	-	-	-	N/A	\$ -
LEASE LONG TERM	4,254	37,883	50,646	75%	\$ 12,763
UNCOLLECTABLE RECEIVABLES	-	-	-	N/A	\$ -

	Current Month	Year to Date A	FY 2019-2020 Approved Budget B	% Of Budget Year to Date	Budget Remaining
FUND BALANCE			\$ 852,378		
OPERATIONAL EXP.	\$ 16,223	\$ 512,604	\$ 1,405,079	36%	40,097
TOTAL OPERATIONAL EXP.			\$ 1,405,079		
TOTAL CASH OUTLAY	\$ 51,380	\$ 824,594	\$ 1,864,781		\$ 187,809
NET INCOME (LOSS)	\$ 1,068	\$ (266,639)			

SWFRPC
Balance Sheet
June 30, 2020

56 of 96

ASSETS

Current Assets		
Cash - Florida Prime	\$	145,575.75
Cash - FineMark Oper.		13,409.48
Cash - FineMark MM		194,811.11
Petty Cash		200.00
Accounts Receivable		18,386.20
Accounts Receivable-RC&D		(61.25)
		<hr/>
Total Current Assets		372,321.29
Property and Equipment		
Property, Furniture & Equip		237,172.31
Accumulated Depreciation		(221,019.57)
		<hr/>
Total Property and Equipment		16,152.74
Other Assets		
Amount t.b.p. for L.T.L.-Leave		34,713.44
FSA Deposit		2,881.29
Rental Deposits		3,500.00
Amt t.b.p. for L.T.Debt-OPEB		65,074.00
		<hr/>
Total Other Assets		106,168.73
		<hr/>
Total Assets	\$	<u><u>494,642.76</u></u>

LIABILITIES AND CAPITAL

Current Liabilities		
Accounts Payable	\$	809.70
Deferred PalmerRanch NOPC_5357		1,414.21
Accrued Salary		12,061.00
FICA Taxes Payable		376.82
Federal W/H Tax Payable		(435.13)
United way Payable		322.00
Deferred Compensation Payable		50.00
FSA Payable		(976.80)
LEPC Contingency Fund		305.25
		<hr/>
Total Current Liabilities		13,927.05
Long-Term Liabilities		
Accrued Annual Leave		34,713.44
Long Term Debt - OPEB		65,074.00
		<hr/>
Total Long-Term Liabilities		99,787.44
		<hr/>
Total Liabilities		113,714.49
Capital		
Fund Balance-Unassigned		125,213.14
Fund Balance-Assigned		514,000.00
FB-Non-Spendable/Fixed Assets		8,353.74
Net Income		(266,638.61)
		<hr/>
Total Capital		380,928.27
		<hr/>
Total Liabilities & Capital	\$	<u><u>494,642.76</u></u>

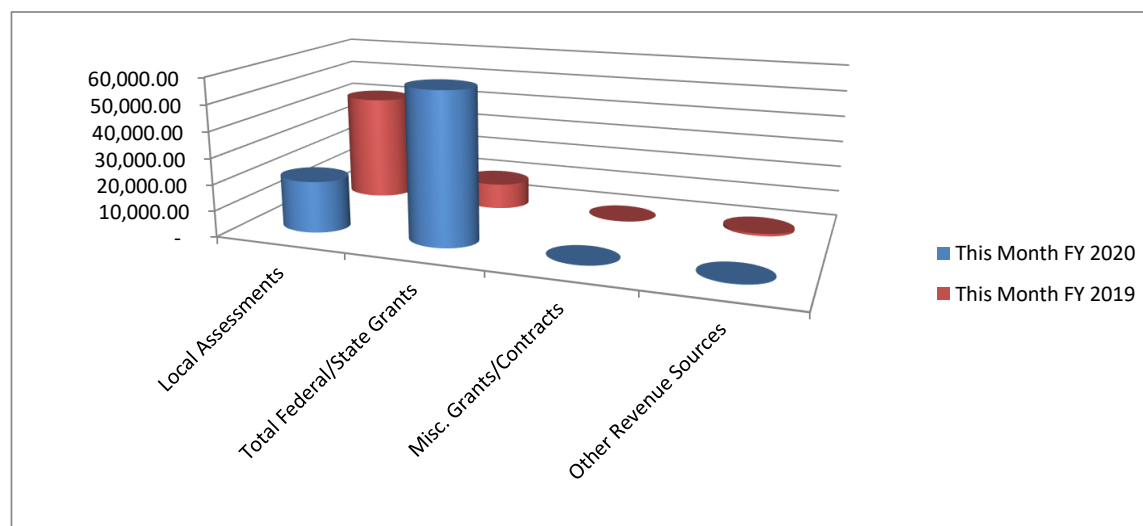
Unaudited - For Management Purposes Only

2019 - 2020 Workplan & Budget Financial Snapshot Jul-20

Revenues

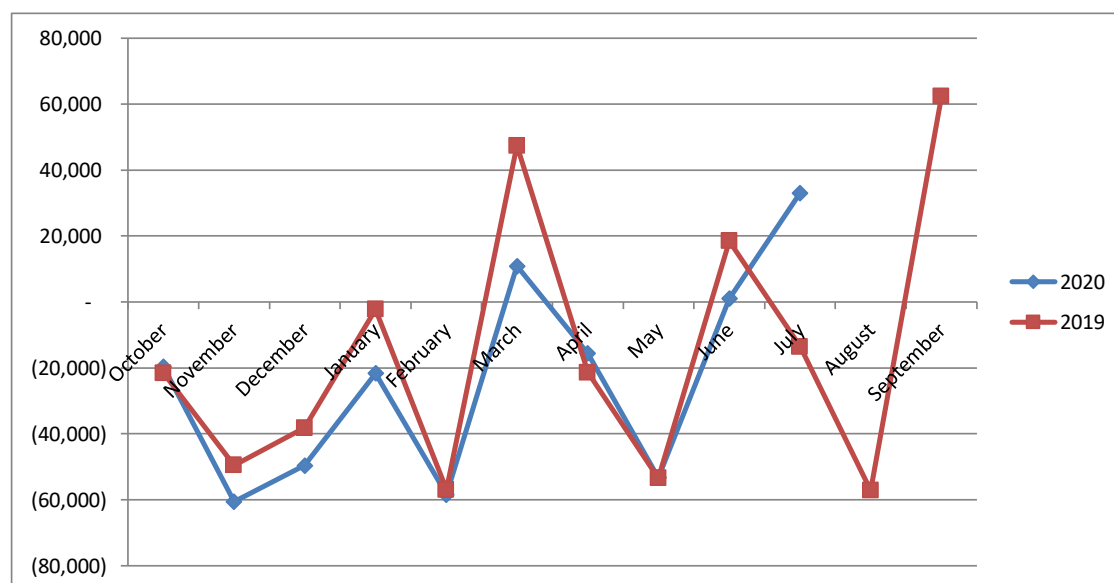
Local Assessments
Total Federal/State Grants
Misc. Grants/Contracts
Other Revenue Sources

Monthly Revenues



Notes: Local Assessments billed at the beginning of each quarter: October, January, April and July
State/Federal Grants billed quarterly: LEPC, HMEP
Federal Grants billed Semi Annually: Economic Development
Misc. Grants/Contracts billed by deliverable: SQG, DEO Interagency PO'S
Other(DRI) billed /recorded monthly as cost reimbursement

Monthly Net Income (Loss)



YTD: Net Income (\$233,587) Unaudited

SWFRPC

Detail of Reserve

As of July 31, 2020

Cash and Cash Equivalents:

Petty Cash	\$ 200
FineMark Operating Funds	<u>23,013</u>
<i>Total Cash and Cash Equivalents</i>	\$ 23,213

Investments:

FineMark Money Market	\$ 194,977
Local government Surplus Trust Fund Investment Pool (Fund A)	<u>145,629</u>
<i>Total Investments</i>	\$ 340,606

Total Reserves	<u><u>\$ 363,819</u></u>
----------------	--------------------------

SWFRPC INCOME STATEMENT

COMPARED WITH BUDGET

FOR THE ONE MONTH ENDING JULY 31, 2020

	Current Month	Year to Date A	FY 2019-2020 Approved Budget B	% Of Budget Year to Date	Budget Remaining
REVENUES					
LOCAL ASSESSMENTS					
COLLIER COUNTY	-	-	110,204	0%	\$ -
GLADES COUNTY	975	3,901	3,901	100%	\$ -
HENDRY COUNTY	2,969	11,876	11,876	100%	\$ -
CITY OF FORT MYERS	6,140	24,560	24,560	100%	\$ -
TOWN OF FORT MYERS BEACH INC	481	1,922	1,922	100%	\$ -
BONITA SPRINGS	3,839	15,354	15,354	100%	\$ -
CITY OF NORTH PORT (9/10/19)					
*Not paying full amount as of 7/7/20	5,297	21,189	21,189	100%	\$ -
TOTAL LOCAL ASSESSMENTS	\$ 19,701	\$ 78,802	\$ 189,006	42%	\$ -
FEDERAL / STATE GRANTS					
DEM - LEPC 19/20	16,300	69,700	80,000	87%	\$ 10,300
DEM - HMEP 19/20	41,458	79,232	61,006	130%	\$ (18,226)
DEM - Collier Hazard Analysis 19/20	-	19,251	19,251	100%	\$ -
Promise Zone	-	1,116	-	N/A	1,116
REDI Technical Assistance	-	2,000	-	N/A	2,000
Disaster Recovery Coordinator	-	29,950	50,000	60%	\$ 20,050
Economic Development Planning 20/22	-	17,500	30,000	58%	\$ 12,500
EDA Agriculture Sustainability		122,449	103,273	119%	\$ (19,176)
Vista Supervisor	-	10,384	15,000	69%	\$ 4,616
Brownfields - EPA		167,716	200,000	84%	\$ 32,284
TOTAL FEDERAL / STATE GRANTS	\$ 57,758	\$ 519,298	\$ 558,530	93%	\$ 45,464
MISC. GRANTS / CONTRACTS/CONTRACTUAL					
FHERO 19/20	-	-	6,000	0%	\$ 6,000
Glades SQG	-	4,500	4,500	100%	\$ -
CHNEP Graphic Design	-	-	4,500	0%	\$ 4,500
TOTAL MISC. GRANTS/CONTRACTS	\$ -	\$ 4,500	\$ 15,000	30%	\$ 10,500
DRIS/NOPCS/MONITORING					
DRI MONITORING FEES	-	\$ -	\$ -	N/A	\$ -
DRIS/NOPCS INCOME		4,858	-	N/A	4,858
TOTAL	\$ -	\$ 4,858	\$ -		\$ 4,858
Program Development (Unsecured Grants/Contract)					
*Program Development (Unsecured)	-	-	259,386	100%	\$ 259,386
ABM Cela Tega		5,120	-	N/A	\$ 100
TOTAL PROGRAM DEVELOPMENT	\$ -	\$ 5,120	\$ 259,386	259,487	\$ 259,486
OTHER REVENUE SOURCES					

	Current Month	Year to Date A	FY 2019-2020 Approved Budget B	% Of Budget Year to Date	Budget Remaining
Misc. Income		19,066	2,000	953%	\$ (17,066)
INTEREST INCOME - Money Market	166	2,368	2,000	118%	\$ (368)
Fund A Investment Income	54	1,621	2,000	81%	\$ 379
TOTAL OTHER REVENUE SOURCES	\$ 219	\$ 23,055	\$ 6,000	384%	\$ (17,055)
<i>Fund Balance</i>	<i>\$ -</i>	<i>\$ -</i>	<i>\$ 854,470</i>		
TOTAL REVENUES	\$ 77,678	\$ 635,633	\$ 2,141,879		\$ 303,253

EXPENSES

PERSONNEL EXPENSES					
SALARIES EXPENSE	\$ 24,050	\$ 247,532	\$ 331,718	75%	\$ 84,186
FICA EXPENSE	1,811	18,252	25,376	72%	\$ 7,124
RETIREMENT EXPENSE	3,652	32,555	46,175	71%	\$ 13,620
HEALTH INSURANCE EXPENSE	3,821	44,804	55,187	81%	\$ 10,383
WORKERS COMP. EXPENSE	112	1,468	1,246	118%	\$ (222)
UNEMPLOYMENT COMP. EXPENSE	-	825	-	N/A	(825)
TOTAL PERSONNEL EXPENSES	\$ 33,446	\$ 345,436	\$ 459,702	75%	114,266
OPERATIONAL EXPENSES					
CONSULTANTS	\$ -	\$ 63,792	\$ 54,950	116%	\$ (8,842)
GRANT/CONSULTING EXPENSE	-	307,546	289,333	106%	\$ (18,213)
AUDIT SERVICES EXPENSE	-	29,650	28,150	105%	\$ (1,500)
TRAVEL EXPENSE	-	22,336	37,000	60%	\$ 14,664
TELEPHONE EXPENSE	901	3,415	3,800	90%	\$ 385
POSTAGE / SHIPPING EXPENSE	-	339	1,200	28%	\$ 861
EQUIPMENT RENTAL EXPENSE	625	4,791	4,896	98%	\$ 105
INSURANCE EXPENSE	-	7,101	9,029	79%	\$ 1,928
REPAIR/MAINT. EXPENSE	-	133	500	N/A	\$ 367
PRINTING/REPRODUCTION EXPENSE	69	892	3,000	30%	\$ 2,108
UTILITIES (Elec, Internet)	712	5,521	8,500	65%	\$ 2,979
ADVERTISING/LEGAL NOTICES EXP	84	589	1,600	37%	\$ 1,011
OTHER MISC. EXPENSE	-	84	200	42%	\$ 116
BANK SERVICE CHARGES	-	17	-	N/A	\$ (17)
OFFICE SUPPLIES EXPENSE	1,146	2,184	3,000	73%	\$ 816
COMPUTER RELATED EXPENSE	3,389	20,322	25,097	81%	\$ 4,775
DUES AND MEMBERSHIP	-	8,371	23,800	35%	\$ 15,429
PUBLICATION EXPENSE	-	-	-	N/A	\$ -
PROF. DEVELOP.	-	-	1,000	N/A	\$ 1,000
MEETINGS/EVENTS EXPENSE	-	4,562	7,000	65%	\$ 2,438
CAPITAL OUTLAY - OPERATIONS	-	-	-	N/A	\$ -
LEASE LONG TERM	4,254	42,137	50,646	83%	\$ 8,509

	Current Month	Year to Date A	FY 2019-2020 Approved Budget B	% Of Budget Year to Date	Budget Remaining
UNCOLLECTABLE RECEIVABLES	-	-	-	N/A	\$ -
FUND BALANCE			\$ 852,378		
OPERATIONAL EXP.	\$ 11,179	\$ 523,783	\$ 1,405,079	37%	28,918
TOTAL OPERATIONAL EXP.			\$ 1,405,079		
TOTAL CASH OUTLAY	\$ 44,626	\$ 869,219	\$ 1,864,781		\$ 143,184
NET INCOME (LOSS)	<u>\$ 33,052</u>	<u>\$ (233,586)</u>			

SWFRPC
Balance Sheet
July 31, 2020

62 of 96

ASSETS

Current Assets		
Cash - Florida Prime	\$	145,629.36
Cash - FineMark Oper.		23,012.53
Cash - FineMark MM		194,976.63
Petty Cash		200.00
Accounts Receivable		92,875.67
Accounts Receivable-RC&D		(61.25)
		<hr/>
Total Current Assets		456,632.94
Property and Equipment		
Property, Furniture & Equip		237,172.31
Accumulated Depreciation		(221,019.57)
		<hr/>
Total Property and Equipment		16,152.74
Other Assets		
Amount t.b.p. for L.T.L.-Leave		34,713.44
FSA Deposit		2,881.29
Rental Deposits		3,500.00
Amt t.b.p. for L.T.Debt-OPEB		65,074.00
		<hr/>
Total Other Assets		106,168.73
		<hr/>
Total Assets	\$	<u><u>578,954.41</u></u>

LIABILITIES AND CAPITAL

Current Liabilities		
Accounts Payable	\$	809.70
Deferred Food Policy_3340		50,000.00
Deferred PalmerRanch NOPC_5357		1,414.21
Accrued Salary		12,061.00
FICA Taxes Payable		1,101.14
Federal W/H Tax Payable		162.66
United way Payable		322.00
Deferred Compensation Payable		50.00
FSA Payable		(1,039.25)
LEPC Contingency Fund		305.25
		<hr/>
Total Current Liabilities		65,186.71
Long-Term Liabilities		
Accrued Annual Leave		34,713.44
Long Term Debt - OPEB		65,074.00
		<hr/>
Total Long-Term Liabilities		99,787.44
		<hr/>
Total Liabilities		164,974.15
Capital		
Fund Balance-Unassigned		125,213.14
Fund Balance-Assigned		514,000.00
FB-Non-Spendable/Fixed Assets		8,353.74
Net Income		(233,586.62)
		<hr/>
Total Capital		413,980.26
		<hr/>
Total Liabilities & Capital	\$	<u><u>578,954.41</u></u>

Unaudited - For Management Purposes Only

Agenda

Item

9

Consent Agenda

9

9

--- Agenda --- Item

9a

Intergovernmental
Coordination & Review

9a

9a

Project Review and Coordination Regional Clearinghouse Review

The attached report summarizes the project notifications received from various governmental and non-governmental agencies seeking federal assistance or permits for the period beginning June 30, 2020 and ending September 30, 2020.

The staff of the Southwest Florida Regional Planning Council reviews various proposals, Notifications of Intent, Preapplications, Permit Applications, and Environmental Impact Statements for compliance with regional goals, objectives, and policies of the Regional Strategic Policy Plan. The staff reviews such items in accordance with the Florida Intergovernmental Coordination and Review Process (Chapter 29I-5, F.A.C.) and adopted regional clearinghouse procedures.

Council staff reviews projects under the following four designations:

Less Than Regionally Significant and Consistent - no further review of the project can be expected from Council.

Less Than Regionally Significant and Inconsistent - Council does not find the project to be of regional importance but notes certain concerns as part of its continued monitoring for cumulative impacts within the noted goal areas.

Regionally Significant and Consistent - Project is of regional importance and appears to be consistent with Regional goals, objectives and policies.

Regionally Significant and Inconsistent - Project is of regional importance and appears not to be consistent with Regional goals, objectives, and policies. Council will oppose the project as submitted but is willing to participate in any efforts to modify the project to mitigate the concerns.

The attached report includes the SWFRPC number, the applicant name, project description, location, funding or permitting agency, and the amount of federal funding, when applicable. It also includes the comments provided by staff to the applicant and to the FDEP-State Clearinghouse in Tallahassee.

RECOMMENDED ACTION:

Approval of the administrative action on Clearinghouse Review items.

IC&R Council Report 2020

SWFRPC #	Contact	Agency	Location	Project Description	Funding Agent	Council Comment
2020-01	Fred Fox	Fred Fox Enterprises, Inc.	Glades County	Park Improvement Plan Revision	DEO CDBG	Regionally Significant & Consistent
2020-02	Cateria Love-Daugherty	Lee County Transit	Lee County	ADA / Paratransit Van Replacement (8)	DOT-FTA	Regionally Significant & Consistent
2020-03 Received 6/11/2020	Richard Kolar	Charlotte Co. Transit Division	Charlotte County	FY 20-5307 & 5339 Super Grant Operating and Capital Expenses- Construction of Admin/maintenance facility, security cameras and bus replacement (Grant request \$1,850,143)	USDOT-FTA	Regionally Significant & Consistent
2020-04 received 6/23/2020	Richard Kolar	Charlotte Co. Transit Operations	Charlotte County	5307 CARES ACT operating, Preventative Maintenance & Capital (5307=\$4,456,735 for new transit facility and Cares Act5307-6 = \$1,708,716 for operating expenses and \$ 2,748,019 construction of hurricane rated multimodal facility	USDOT-FTA 5610-2020-4	Regionally Significant & Consistent
2020-5 Received 6/18/2020	Cateria Love-Daugherty	Lee County Transit	Lee County	Grant No. 1083-2019-2 /5307-Flex Funds to replace 3 buses and Hybrid replacement parts (\$2,639,258)	USDOT-FTA- Sec 5307 Flex Funds	Regionally Significant & Consistent
2020-6 Received 7/2/2020	Cateria Love-Daugherty	Lee County Transit	Lee County	Grant No. 1083-2020-1/ 5307 to buy replacement of fixed route buses and ADA/Paratransit Vans, replacement of staff vehicles, preventative maintenance, associated capital maintenance parts, Non-Fixed ADA Paratransit Service, planning, software, employee education and security training. (\$6,404,308 requested)	USDOT-FTA- Sec 5307	Regionally Significant & Consistent

Agenda

Item

11

Director’s Report

11

11

EXECUTIVE DIRECTOR'S REPORT: September 17, 2020

Mission Statement:

To work together across neighboring communities to consistently protect and improve the unique and relatively unspoiled character of the physical, economic and social worlds we share...for the benefit of our future generations.

1. Management / Operations

a. Budget

- February, March, April, May, June, and July financials
- New Revenues since FY 20-21 Budget was adopted
 - Heathy Cities/Healthy Counties Grant - \$100,000
 - EDA CARES Act COVID 19 Economic Recovery - \$400,000
 - Hurricane Evacuation Update Study - \$60,000
 - CHNEP Website Development for ABM - \$3,000

2. Resource Development and Capacity Building

- Building Resilient Kids Conference Cancelled due to COVID 19
- Status of Office move
 - New Address: P.O. Box 60933, Ft. Myers FL, 33906
 - Phone: 844-988-8244
- Kick-off Conference for two projects
- Marketing and Branding Project for Small Growers in Southwest Florida
- Promise Zone Grants (as of August 28, 2020) See Attached Document
 - Awarded: \$2,916,466
 - Pending: \$4,856,399
 - Denied: \$4,844,826.46
 - Underdevelopment: \$700,000 (for Harlem Waterline -CDBG)
- 2019-2020 RPC Meeting schedule
- FRCA Monthly Reports (Information Only)

3. Third Quarter July - September 2020

Grants Awarded: - \$897,500

- ✓ USDA REDI for technical assistance to Promise Zone- Extended until September 2021
- ✓ EDA CEDS Planning Grant - \$300,000
- ✓ DEO FHERO RDG Grant \$97,500
- ✓ Healthiest Cities & Counties Challenge - \$100,000
- ✓ EDA CARES Act COVID 19 Recovery - \$400,000

Grants Under Development: \$700,000

- ✓ CDBG- \$700,000 to replace a waterline in the Harlem Community. This Application is being prepared for the City of Clewiston

Grants Pending: -\$4,531,337

- ✓ \$143,306 -An application to the Florida Department of Economic Opportunity Rebuild Florida CDBG-Mitigation Critical Facility Hardening Program for the City of Clewiston to replace transmission line insulators and overhead ground wires to increase the City's energy resiliency in the event of a major storm.
- ✓ \$3,141,031- An application for the City of Clewiston for the DEO CDBG-DR Infrastructure Repair Program Cycle 2 to make upgrades to the City's wastewater treatment facility. Facility upgrades will include the installation of a new 300kw generator, the installation of bypass pumps, and the planning and installation of a new pump station.
- ✓ \$175,000 for the Clewiston Waterfront Master Plan from Florida Fish and Wildlife Conservation Commission – Boating Improvement Program.
- ✓ \$390,000 - An application was prepared in partnership with the University of Florida IFAS to the Department of Economic Opportunity CDBG-Mitigation Planning program to develop a Resiliency Strategy for Local Food Systems in Southwest Florida.
- ✓ \$682,000 CDBG-MIT GIP Program for the City of Clewiston to apply to the Florida Department of Economic Opportunity Rebuild Florida General Infrastructure Program to storm harden portions of its transmission and distribution lines, therefore increasing energy resiliency in the community.

Agenda Item

11a

Kick-Off Meeting Agenda

11a

11a

KICK-OFF MEETING AGENDA

September 14, 2020

10:00am – 11:00am

This meeting is to discuss and share ideas and feedback on an evacuation study update funded by the Florida Department of Emergency Management. It is also an introduction of the new Disaster Recovery Coordinator for SW Florida funded by the Economic Development Administration for 2 years. An introductory overview of both programs will be provided, and we will be looking for their input to ensure that both projects will be a benefit to the recovery and future of our region.

1	INTRODUCTIONS
2	EVACUATION STUDY
3	SHELTER UPDATES
4	EDA COVID-19 RECOVERY PROGRAM
	a) Background
	b) Introduction of Mr. Jim Burch, Disaster Recovery Coordinator
	c) IMPACT Partners Speaker: Anthony Jewett, Ed.L.D.
	d) IMPLAN Speaker: Dr. Amir B. Ferreira Neto, PhD
	e) Proposed Outreach
	f) Input/ Comments
5	CLOSING COMMENTS

Agenda Item

11b

11b

SWFL Fresh Logo

11b



Choose Local, Choose Fresh

Agenda Item

11c

11c

All Grants in Promise Zone

11c

Grants in Promise Zone

August 28, 2020

1. **Awarded** (8/17/17): \$30,000- DEO 2018 Agriculture Sustainability for small to mid-sized growers in Promise Zone. Awarded to the SWFRPC
2. **Awarded** (5/7/2018): \$30,000 DEO for food safety plans for small to mid-sized growers. Awarded to the SWFRPC
3. **Awarded** (8/08/18): \$206,545 - EDA Disaster Supplemental - for Development of new markets for small to mid-sized growers, branding and marketing campaign. Awarded to the SWFRPC
4. **Awarded** (4/25/18): \$600,000 - EPA Brownfield assessment grant in Promise Zone. Awarded to the SWFRPC
5. **Awarded** \$24,921 - HUD Comprehensive Housing Counseling Grant to the Home Ownership Resource Center of Lee County
6. **Awarded** \$1.4 Million to the National association of Latino Community Asset Builders from HUD Rural Capacity Building Community Development and Affordable Housing Program. Nonprofits and local governments can apply for technical assistance and loan funding for community and economic development projects as well as assistance with affordable housing development projects
7. **Awarded** \$100,000 over 2 years for a Food Policy Council Coordinator from NACO
8. **Awarded** (submitted 2/3/2020; awarded 7/2/2020) \$125,000 - Legal Aid Society The **Education & Outreach Initiative (EOI) Project – General Component** will explain to the general public and local housing providers what “equal opportunity in housing” means and what housing providers need to do to comply with the Fair Housing Act. All services will be provided and available to residents of the FHIP service area which includes Hendry, Martin, Okeechobee, Palm Beach, and St. Lucie Counties. Grant period June 1, 2021 to May 31, 2022.
9. **Awarded**: (7/21/2020) \$400,000 EDA CARES ACT Invited for Regional Disaster Economic Recovery Coordinator to evaluate the Impacts of COVID 19 on the region and develop a recovery and resilience plan for the region.
10. Pending: (6/30/2020) \$143,306 Prepared and submitted and an application to the Florida Department of Economic Opportunity Rebuild Florida CDBG-Mitigation Critical Facility Hardening Program for the City of Clewiston to replace transmission line insulators and overhead ground wires to increase the City’s energy resiliency in the event of a major storm. The Southwest Florida Regional Planning Council will provide administrative

services that will include reporting, grant management, closeout, contract and deliverable monitoring, and distribution of funds.

11. Pending (6/30/2020) \$3,141,031, Prepared and submitted an application for the City of Clewiston for the DEO CDBG-DR Infrastructure Repair Program Cycle 2 to make upgrades to the City's wastewater treatment facility. Facility upgrades will include the installation of a new 300kw generator, the installation of bypass pumps, and the planning and installation of a new pump station. The Southwest Florida Regional Planning Council will provide administrative services that will include reporting, grant management, closeout, contract and deliverable monitoring, and distribution of funds.
12. Pending (4/7/2020) \$175,000 Clewiston Water from Master Plan from Florida Fish and Wildlife Conservation Commission – Boating Improvement Program.
13. Pending (4/24/2020) \$425,000 request by Legal Aid Society of Palm Beach County, Inc for Hendry County from the Fair Housing Initiatives Program Education and Outreach initiative (\$125,000) and Private Enforcement Initiative - Multi-Year Funding Component(\$300,000) to teach and disseminate information on Fair Housing.
14. Pending: An application is being prepared in partnership with the University of Florida IFAS to the Department of Economic Opportunity CDBG-Mitigation Planning program for \$390,000 to develop a Resiliency Strategy for Local Food Systems in Southwest Florida. (Deadline 7/30/2020)
15. Pending: CDBG-MIT GIP Program The SWFRPC prepared an application for the City of Clewiston to apply to the Florida Department of Economic Opportunity Rebuild Florida General Infrastructure Program to storm harden portions of its transmission and distribution lines, therefore increasing energy resiliency in the community. The City will be requesting \$682,000 in funding from the program.
16. Denied (6/17/19) \$1,000,000: Perkins Innovation and Modernization Grant program for Collier County Schools. The project title is Professional Careers in the New Economy (PCNE). PCNE will focus on two of CCPS's highest-need schools: Immokalee Middle and Immokalee High schools. The goal of the project is to better prepare students for success in the workforce.
17. Denied (6/25/2019) Housing Authority of the City of Ft. Myers. The grant will provide funds for housing counseling advise to tenants and homeowners with respect to property maintenance, financial management and literacy.
18. Denied (6/4/2019) Goodwill Industries for The SWFL MicroEnterprise Institute will (if funding is secured through the SBA Program for Investment in Microentrepreneurs grant) counsel and provide training for approximately 150 – 180 participants in ten – twelve courses delivered to residents of Lee, Charlotte, Hendry, Glades and Collier counties.

19. Denied (5/30/2019) Seminole Tribe of Florida - If awarded this grant through the HUD IHGB program, the Native Learning Center will be providing technical assistance and training to all Native American Housing Authorities including the Mikasuki and any other resident Tribes within your region.
20. Denied (6/26/2019) HUD Comprehensive Housing Counseling Grant to the Affordable Homeownership Foundation Inc.
21. Denied (6/26/2020) \$176,000; FL Dept of Ag & Consumer Services Southwest Florida Fresh-Specialty Crop grant program for funding to market the "SWFL Fresh" brand.
22. Denied (3/2/2020) \$1,455,815 Building Resilient Kid: SAMHSA for Media campaign to address underaged alcohol, marijuana and substance/opioid use.
23. Denied: (6/5/20) \$45,921.46 DEO Community Planning Technical assistance Grant for a septic to sewer conversion study

Awarded: \$2,916,466

Pending: \$4,856,399

Denied: \$4,844,826.46

Underdevelopment: \$700,000 for Harlem Waterline -CDBG

Aw+D1:Z8 Garded	Job ID	Funding Agency	Project Manager	Project Name	App Due Date	Date Submitted	Date Awarded / Denied	Date Contract Signed	Project Total (\$808,505)	RPC Amt (\$396,000)	Start Date	End Date	Status	Total Match Amt-RPC
Pending		FL Fish and Wildlife Conservation Commission - Boating Improvement Program (FBIP)	M. Moorhouse & M. Wuerstle	Clewiston Waterfront Master Plan	4/7/2020	4/3/2020			\$175,000	\$25,000				NA
Pending		The Martin Foundation	Margaret Wuerstle	Food Policy Council		12/2/2019			\$60,000	\$50,000				NA
Pending		DEO CDBG-DR Infrastructure Cycle 2	McKensie Moorehouse	City of Clewiston Upgrades to the wastewater treatment facility	6/30/2020	6/29/2020			\$3,141,031	\$60,000				NA
Pending		DEO CDBG-MIT Critical Facility Harding	McKensie Moorehouse	City of Clewiston transmission lines insulators replacement	6/30/2020	6/29/2020			\$143,306	\$15,000				NA
Pending		DEO CDBG-MIT Infrastructure	McKensie Moorehouse	City of Clewiston Harden transmission and distribution line	9/14/2020				\$682,000	\$68,000				
YES		Healthiest Cities and Counties Challenge	Margaret Wuerstle	Food Policy Council Coordinator	3/4/2020	3/4/2020			\$100,000	\$100,000				NA
YES		CHNEP	M. Moorhouse & M. Wuerstle	EBABM Website expansion	7/24/2020	7/24/2020			\$5,049	\$3,000				\$2,049
YES		EDA - US Economic Development Administration	M. Wuerstle	SWFL Recovery & Resiliency Plan	7/21/2020	7/21/2020			\$400,000	\$360,000				NA
Yes	3421	EDA - US Economic Development Administration	C.J. Kammerer	FY20-22 EDA CEDS Planning Grant	11/14/2019	11/13/2019			\$300,000.00	\$210,000.00	1/1/2020	12/31/2022	Submitted	\$90,000.00
Yes		DEO - FL Dept. of Economic Opportunity	C.J. Kammerer	FHERO 2019-20 RDG Grant		11/13/2019			\$97,500.00	\$6,000.00			Submitted	\$0.00
Yes	3724	DEM - FL Div. of Emergency Management	C.J. Kammerer	FY19-20 Collier_Lee Hazard Analysis			8/1/2019	8/1/2019	\$19,251.00	\$19,251.00	7/1/2019	6/30/2020	In Progress	\$0.00
Yes	3181	DEM - FL Div. of Emergency Management	C.J. Kammerer	FY19-20 LEPC Agreement			7/29/2019		\$80,000.00	\$80,000.00	7/1/2019	6/30/2020	In Progress	\$0.00
Yes		USDA - US Dept. of Agriculture	Margaret Wuerstle	Promise Zone Economic Development Plan Technical Assistance	4/5/2019	4/4/2019			\$0.00	\$0.00			In Progress	\$0.00
Yes	3305	DEO - FL Dept. of Economic Opportunity	Margaret Wuerstle	Food Safety Plans for SWFL Small-Midsized Growers	5/7/2018	5/4/2018	9/7/2018		\$30,000.00	\$30,000.00			In Progress	
Yes	3424	EDA - US Economic Development Administration	Margaret Wuerstle	Regional Sustainability Implementation Study for SWFL Small to Mid-Sized		5/8/2018	8/9/2018	8/13/2018	\$258,182.00	\$61,545.00			In Progress	\$51,637.00
Yes	3680	EPA - US Environmental Protection Agency	C.J. Kammerer	Brownfields Assesment	11/16/2017	11/16/2017	4/25/2018		\$600,000.00	\$40,000.00	10/1/2018	9/30/2021	In Progress	
Yes	4101	Glades County	Margaret Wuerstle	Glades County SQG 2017-2022				6/6/2017	\$22,500.00	\$22,500.00	6/6/2017	6/6/2022	In Progress	
Yes	3900	USDA - US Dept. of Agriculture	Margaret Wuerstle	Rural Promise Zone Designation			5/1/2016		\$0.00	\$0.00			In Progress	
Yes	3420	EDA - US Economic Development Administration	C.J. Kammerer	FY17-19 EDA Planning Grant			1/1/2017		\$300,000.00	\$210,000.00	1/1/2017	12/31/2019	Completed	\$90,000.00
Yes	3422	EDA - US Economic Development Administration	Jim Beever	SWFL Disaster Recovery Coordinator		10/31/2017			\$250,000.00	\$200,000.00	1/1/2018	12/31/2019	Completed	\$50,000.00
Yes	3205	DEM - FL Div. of Emergency Management	C.J. Kammerer	FY18-19 HMEP Agreement					\$62,164.00	\$2,889.20	10/1/2018	9/30/2019	Completed	

Aw+D1:Z8 Garded	Job ID	Funding Agency	Project Manager	Project Name	App Due Date	Date Submitted	Date Awarded / Denied	Date Contract Signed	Project Total (\$808,505)	RPC Amt (\$396,000)	Start Date	End Date	Status	Total Match Amt-RPC
Yes	4007	DEO - FL Dept. of Economic Opportunity	C.J. Kammerer	FHERO 2018 RDG Grant		9/11/2018	9/17/2018		\$82,300.00	\$6,000.00	9/17/2018	9/17/2019	Completed	
Yes	3180	DEM - FL Div. of Emergency Management	C.J. Kammerer	FY18-19 LEPC Agreement			8/14/2018		\$80,000.00	\$80,000.00	7/1/2018	6/30/2019	Completed	
Yes	3723	DEM - FL Div. of Emergency Management	Margaret Wuerstle	FY18-19 Collier_Lee Hazard Analysis			7/31/2018	8/27/2018	\$19,615.00	\$19,615.00	9/1/2018	5/15/2019	Completed	
Yes	3676	EPA - US Environmental Protection Agency	Jim Beever	Master Wetland Mitigation Strategy			11/3/2016	11/3/2016	\$220,000.00	\$220,000.00	10/1/2016	12/31/2018	Completed	\$10,000.00
Yes	3204	DEM - FL Div. of Emergency Management	C.J. Kammerer	FY17-18 HMEP Agreement			10/1/2017		\$65,161.00	\$65,161.00	10/1/2017	9/30/2018	Completed	
Yes	3178	DEM - FL Div. of Emergency Management	Sean McCabe	FY17-18 LEPC Agreement	7/1/2017	7/18/2017			\$80,000.00	\$80,000.00	7/1/2017	6/30/2018	Completed	
Yes	3722	DEM - FL Div. of Emergency Management	Tim Walker	FY17-18 Collier_Lee Hazard Analysis			7/19/2017	9/13/2017	\$20,844.00	\$20,844.00	7/1/2017	6/30/2018	Completed	
Yes	4005	DEO - FL Dept. of Economic Opportunity	C.J. Kammerer	2017 FHERO RDG Grant		2/16/2017			\$79,744.00	\$6,000.00		4/30/2018	Completed	
Yes		DEO - FL Dept. of Economic Opportunity	Margaret Wuerstle	Regional Strategy for Agriculture Sustainability	6/30/2017		8/17/2017		\$30,000.00	\$30,000.00			Completed	
Yes	4212	City of Bonita Springs	Jim Beever	City of Bonita Springs Flood Reduction Project			10/4/2017		\$50,000.00	\$50,000.00	10/4/2017	12/31/2017	Completed	
Yes	3730	SFRPC	C.J. Kammerer	Train the Trainers					\$10,000.00	\$10,000.00	1/1/2016	3/31/2017	Completed	
Yes	4211	Sarasota County	Jim Beever	Sarasota Climate Change Adaptation Plan					\$20,000.00	\$20,000.00	10/1/2016	5/30/2017	Completed	
Yes	4210	City of Cape Coral	Jim Beever	Cape Coral Climate Change Resiliency Strategy					\$15,000.00	\$15,000.00		6/30/2017	Completed	
Yes	3304	DEO - FL Dept. of Economic Opportunity	Margaret Wuerstle	DEO - Labelle Tourism Marketing					\$20,000.00	\$20,000.00	1/1/2017	5/30/2017	Completed	
Yes	3203	DEM - FL Div. of Emergency Management	Nichole Gwinnett	FY16-17 HMEP Grant	10/1/2016	10/1/2016	10/1/2016	10/1/2016	\$60,349.00	\$60,349.00	10/1/2016	12/31/2017	Completed	
Yes	4004	Hendry County	Margaret Wuerstle	Clewiston RGBD Grant TA					\$3,000.00	\$3,000.00			Completed	
Yes	4006	USDA - US Dept. of Agriculture	Margaret Wuerstle	City of Clewiston - Utilities Relocation -- Grant Writing Services	9/8/2017	9/13/2017	8/10/2017	8/10/2017	\$3,000.00	\$3,000.00	8/10/2017	9/13/2017	Completed	
Yes	3525-12	Glades County	Tim Walker	Glades County Small Quantity Generators (SQG)				5/17/2012	\$3,900.00	\$3,900.00	5/17/2012	5/16/2017	Completed	\$0.00
Yes	3414	EDA - US Economic Development Administration	Margaret Wuerstle	EDA Planning Grant	1/22/2013	12/18/2013	4/18/2014	4/21/14	\$270,000.00	\$189,000.00	1/1/2014	12/31/2016	Completed	\$81,000.00
Yes	3177	DEM - FL Div. of Emergency Management	Nichole Gwinnett	FY16-17 LEPC Agreement	6/30/2016	4/6/2016	7/1/2016		\$59,000.00	\$59,000.00	7/1/2016	6/30/2017	Completed	\$0.00
Yes	3399	CTD - FL Commission for the Transportation Disadvantaged	Nichole Gwinnett	FY16-17 TD Planning Agreement		5/19/2016	7/1/2016		\$38,575.00	\$38,575.00	7/1/2016	6/30/2017	Completed	\$0.00
Yes	3721	DEM - FL Div. of Emergency Management	Tim Walker	Collier County Hazard Analysis - FY16-17					\$8,054.00	\$8,054.00	7/1/2016	6/30/2017	Completed	\$0.00
Yes	3302	DEO - FL Dept. of Economic Opportunity	Margaret Wuerstle	DEO - City of Fort Myers - MLK Corridor	5/31/2015	5/1/2015		11/17/2015	\$30,000.00	\$30,000.00	1/1/2016	7/30/2016	Completed	
Yes	3534	City of Bonita Springs	Jim Beever	City of Bonita Springs - Spring Creek Restoration Plan	7/1/2014	7/1/2014	8/11/2014	8/11/2014	\$50,000.00	\$50,000.00	8/11/2014		Completed	
Yes	3201	DEM - FL Div. of Emergency Management	Nichole Gwinnett	FY15-16 HMEP Planning	9/28/2015	9/28/2015	9/28/2015	9/28/2015	\$15,500.00	\$15,500.00	10/1/2015	9/30/2016	Completed	

Aw+D1:Z8 Garded	Job ID	Funding Agency	Project Manager	Project Name	App Due Date	Date Submitted	Date Awarded / Denied	Date Contract Signed	Project Total (\$808,505)	RPC Amt (\$396,000)	Start Date	End Date	Status	Total Match Amt-RPC
Yes	3419	Charlotte County	Margaret Wuerstle	DEO - Charlotte County			3/30/2016	3/30/2016	\$500.00	\$500.00			Completed	
Yes	3170	DOE - US Dept. of Energy	Rebekah Harp	Solar Ready II		3/22/2013	7/18/2013		\$140,000.00	\$90,000.00	7/1/2013	1/1/2016	Completed	\$50,000.00
Yes	3673	EPA - US Environmental Protection Agency	Jim Beever	A Unified Conservation Easement Mapping and Database for the State of Florida	4/15/2013	4/8/2013	6/3/2013		\$294,496.00	\$148,996.00	10/1/2013	9/30/2015	Completed	\$145,500.00
Yes	3674	EPA/CHNEP - Charlotte Harbor National Estuary	Jim Beever	Mangrove Loss Project	4/4/2014	4/4/2014	12/19/2014		\$243,324.00	\$60,000.00	12/1/2014	9/30/2016	Completed	
Yes	3397	CTD - FL Commission for the Transportation	Nichole Gwinnett	Glades-Hendry TD Planning Agreement FY2014-15			5/16/2014		\$38,573.00	\$38,573.00	7/1/2014	6/30/2015	Completed	\$0.00
Yes	3725	Visit Florida	Tim Walker	OUR CREATIVE ECONOMY Marketing	2/9/2015	2/9/2015	6/25/2015	6/26/2015	\$5,000.00	\$2,500.00	7/1/2015	6/15/2016	Completed	\$2,500.00
Yes	3164	DEM - FL Div. of Emergency Management	Nichole Gwinnett	FY14-15 HMEP Planning				2/4/2015	\$22,000.00	\$22,000.00	10/1/2014	9/30/2015	Completed	\$0.00
Yes	3675	EPA - US Environmental Protection Agency	Jim Beever	Developing a Method to Use Ecosystem Services to	5/15/2015	5/5/2015	9/29/2015	9/29/2015	\$234,071.00	\$174,071.00	10/1/2015	9/30/2016	Completed	\$60,000.00
Yes	3171	DEM - FL Div. of Emergency Management	Nichole Gwinnett	FY15-16 LEPC Agreement	6/30/2015	5/15/2015	6/11/2015	6/11/2015	\$48,000.00	\$48,000.00	7/1/2015	6/30/2016	Completed	\$0.00
Yes	3398	CTD - FL Commission for the Transportation	Nichole Gwinnett	FY15-16 Glades-Hendry TD Agreement	6/30/2015	6/1/2015	7/1/2015	7/1/2015	\$38,573.00	\$38,753.00	7/1/2015	6/30/2016	Completed	\$0.00
Yes	3202	DEM - FL Div. of Emergency Management	Nichole Gwinnett	FY14-15 HMEP Planning Grant Modification			9/11/2015		\$50,000.00	\$50,000.00	10/1/2015	12/15/2015	Completed	\$0.00
Yes	3173	DEM - FL Div. of Emergency Management	Nichole Gwinnett	FY15-16 HMEP Training Contract	10/1/2015	9/30/2015	9/28/2015	9/28/2015	\$58,422.00	\$58,422.00	10/1/2015	9/30/2016	Completed	\$0.00

Aw+D1:Z8 Garded	Job ID	Funding Agency	Project Manager	Project Name	App Due Date	Date Submitted	Date Awarded / Denied	Date Contract Signed	Project Total (\$808,505)	RPC Amt (\$396,000)	Start Date	End Date	Status	Total Match Amt-RPC
Yes	3418	Collier County	Rebekah Harp	Marketing & Data Research					\$1,200.00	\$1,200.00	12/4/2015	1/29/2016	Completed	
Yes	3176	DOE - US Dept. of Energy	Rebekah Harp	NARC - SM3 - 2016 Data Surveys			2/11/2016		\$1,000.00	\$1,000.00	2/1/2016	3/31/2016	Completed	
Yes	3005	Collier County	Margaret Wuerstle	Collier County EDC - USDA Grant Application			3/15/2016	3/22/2016	\$3,000.00	\$3,000.00	3/23/2016	3/31/2016	Completed	
Yes	3301	DEO - FL Dept. of Economic Opportunity	Margaret Wuerstle	Clewiston Mainstreet Revitalization			12/8/2015		\$30,000.00	\$30,000.00	12/14/2015	6/30/2016	Completed	
Yes	3303	DEO - FL Dept. of Economic Opportunity	Margaret Wuerstle	DEO - MPO Rail Study						\$39,000.00	10/7/2015	5/31/2016	Completed	
Yes	4002	NEFRC - Northeast Florida Regional Council	Tim Walker	2016 SRESP Update					\$14,200.00	\$14,200.00	4/28/2016	7/19/2016	Completed	
Yes	4003	Rural Neighborhoods	Tim Walker	Rural Neighborhoods Mapping					\$750.00	\$750.00	6/1/2016	6/30/2016	Completed	
Yes	3720	DEM - FL Div. of Emergency Management	Tim Walker	Collier Hazard Analysis FY15-16					\$9,693.00	\$9,693.00	7/1/2015	6/30/2016	Completed	
Yes	3520	TBRPC - Tampa Bay Regional Planning Council	Rebekah Harp	2016 Disaster Planning Guide					\$4,000.00	\$4,000.00	2/1/2016	4/30/2016	Completed	
Yes	3006	SWFEC - Southwest Florida Enterprise Center	Margaret Wuerstle	SWFEC PRIME - Grant Application/Technical Assistance					\$5,000.00	\$5,000.00	5/1/2016	5/30/2016	Completed	
Yes	3004	NARC - National Association of Regional Councils	Rebekah Harp	MARC Travel SRII					\$379.58	\$379.58	10/1/2015	5/31/2016	Completed	
Yes	4001	Collier County	Margaret Wuerstle	Collier County EDA TA					\$5,000.00	\$5,000.00	4/18/2016	5/30/2016	Completed	
Yes	6200	FDEP - FL Dept. of Environmental Protection	Margaret Wuerstle	2016 Brownfields Event					\$6,887.61	\$6,887.61	4/1/2016	10/30/2016	Completed	
no		FL Dept of Ag & Consumer Services	Margaret Wuerstle	Southwest Florida Fresh-Specialty Crop grant		1/17/2020	6/26/2020		\$176,000	\$70,000				NA
no		DEO CPTA Grant	Margaret Wuerstle	Septic to sewer study	6/5/2020	6/2/2020			\$45,921	\$45,921				NA
no		SAMHSA - Substance Abuse and Mental Health Services Administration	Margaret Wuerstle	Building Resilient Kids	3/6/2020	3/2/2020			\$1,455,815	\$200,000				NA
No		Bill & Melinda Gates Foundation	Katelyn Kubasik	Opioid Epidemic Think Tank Summit		11/12/2019			\$75,000.00	\$75,000.00			Submitted	\$0.00
No		Norman Foundation	Margaret Wuerstle	Food Policy Council		11/22/2019			\$100,000	\$60,000				NA
No		Bureau of Justice Assistance	Katelyn Kubasik	Data-Driven Responses to Emerging Drug Threats			10/1/2019		\$543,772.00	\$293,772.00			Denied	\$0.00
NO		Charles M. and Mary D. Grant Foundation	Katelyn Kubasik	SWFL Harm Reduction: Take-Home Naloxone Project		4/30/2019	9/1/2019		\$38,000.00	\$10,000.00			Denied	\$0.00
No		City of Naples	Jim Beever	City of Naples Climate Resiliency Project			9/26/2019		\$25,000.00	\$25,000.00			Denied	\$0.00
No		SAMHSA - Substance Abuse and Mental Health Services Administration	Katelyn Kubasik	Building Resilient Kids	3/29/2019	3/27/2019	8/29/2019		\$1,453,315.00	\$197,815.00	9/30/2019	9/29/2024	Denied	\$0.00
No		DEO - FL Dept. of Economic Opportunity	Jim Beever	Updating the 2009 Comprehensive SWFL / Charlotte Harbor Climate Change Vulnerability Assessment		5/7/2019			\$40,075.00	\$40,075.00	1/1/2020	5/29/2020	Denied	\$0.00

Aw+D1:Z8 Garded	Job ID	Funding Agency	Project Manager	Project Name	App Due Date	Date Submitted	Date Awarded / Denied	Date Contract Signed	Project Total (\$808,505)	RPC Amt (\$396,000)	Start Date	End Date	Status	Total Match Amt-RPC
No		DEO - FL Dept. of Economic Opportunity	Katelyn Kubasik	SWFL Opioid Resource Guide		5/7/2019			\$40,007.00	\$40,007.00	12/1/2019	5/31/2020	Denied	\$0.00
No		FDEP - FL Dept. of Environmental Protection	Jim Beaver	Ecosystem Services- Aquatic Preserves Valuation		5/1/2018			\$90,000.00	\$90,000.00			Denied	
No		EPA - US Environmental Protection Agency	Jim Beaver	WPDG- CHNEP Wetland Connectivity		5/8/2018			\$204,120.00	\$145,246.00			Denied	
No		DEO - FL Dept. of Economic Opportunity	Tim Walker	Storm Surge Evac Routes & Shelters Interactive GIS Web Map	5/7/2018	5/4/2018	9/7/2018		\$35,000.00	\$35,000.00			Denied	
No		DEO - FL Dept. of Economic Opportunity	Margaret Wuerstle	Affordable Housing Directory of Resources	5/7/2018	5/1/2018	9/7/2018		\$40,000.00	\$40,000.00			Denied	
No		DEO - FL Dept. of Economic Opportunity	Margaret Wuerstle	SWFL Opioid Resource Guide	5/7/2018	5/1/2018	9/7/2018		\$40,000.00	\$40,000.00			Denied	
No		Bloomberg Philanthropies	Margaret Wuerstle	Bloomberg - City of Bonita Springs Mitigation	10/20/2017	10/19/2017			\$1,000,000.00	\$60,000.00			Denied	
No		SWFL Community Foundation	Margaret Wuerstle	Community Impact Grants - MLK Corridor	11/3/2017	11/2/2017			\$50,000.00				Denied	
No		DEO - FL Dept. of Economic Opportunity	Jennifer Pellechio	Economic Opportunity Map		4/27/2016	6/28/2016		\$40,000.00				Denied	
		DEO - FL Dept. of Economic Opportunity	Margaret Wuerstle	Florida Ocean Alliance		5/2/2016	6/28/2016		\$28,000.00				Denied	
No		DEO - FL Dept. of Economic Opportunity	Margaret Wuerstle	Clewiston Downtown District Facade Program		5/2/2016	6/28/2016		\$30,000.00				Denied	
No		AETNA	Jason Stoltzfus	Cultivating Healthy Communities	4/15/2016	4/13/2016			\$100,000.00	\$100,000.00			Denied	
No		EPA - US Environmental Protection Agency	Jason Stoltzfus	2016 Brownfield Assessment		12/18/2015			\$280,000.00	\$46,900.00			Denied	
No		USDA - US Dept. of Agriculture	Margaret Wuerstle	Mobile Market: A Nutritional Oasis for Food Markets of SWFL	3/31/2014	3/31/2014	10/1/2014		\$599,549.00	\$298,605.00	10/1/2014	9/30/2017	Denied	
No		EDA - US Economic Development Administration	Rebekah Harp	Mote Marine Programming	8/31/2012	8/31/2012	8/31/2012		\$270,000.00	\$189,000.00	1/1/2014	12/31/2016	Denied	\$81,000.00
No		USDA - US Dept. of Agriculture	Nichole Gwinnett	Opportunity Buy Program Coordinator	4/23/2013	4/23/2013	11/20/2013		\$99,667.00	\$15,000.00	11/1/2013	10/31/2015	Denied	\$53,621.00

Agenda Item

11d

11d

FY 2020- 2021
Meeting Schedule

11d

NEW MEETING SCHEDULE FY 20-21

<p>19</p> <p>NOVEMBER</p> <p>2020</p> <ul style="list-style-type: none"> • Workshop to determine items to be addressed for the year 2021 	<p>21</p> <p>JANUARY</p> <p>2021</p> <ul style="list-style-type: none"> • Election of Officers • Speaker on subject determined at workshop 	<p>18</p> <p>MARCH</p> <p>2021</p> <ul style="list-style-type: none"> • Speaker on subject determined at workshop 	<p>17</p> <p>JUNE</p> <p>2021</p> <ul style="list-style-type: none"> • Audit Report • Budget & Workplan • Speaker on subject determined at workshop 	<p>16</p> <p>SEPTEMBER</p> <p>2021</p> <ul style="list-style-type: none"> • Host Major Event
---	--	--	--	---

--- Agenda --- Item

11e

11e

FRCA July 2020/
August 2020 Reports

11e

MONTHLY ACTIVITY REPORT: July 2020

RESOURCE DEVELOPMENT/CAPACITY BUILDING and OUTREACH

- Organized and distributed the June 2020 Florida Regional Councils Association (FRCA) Newsletter, *FRCA Forward*. Began the process to publish the July FRCA Forward
- Updated the email listserv for approximately 2,600 individuals who receive *FRCA Forward*.
- Maintained and updated the FRCA website: www.flregionalcouncils.org.
- Distributed COVID-19 response information daily and tropical weather announcements to regional planning councils.
- To enhance partnerships and strengthen the relationship between regional planning councils and their state and federal partners, participated with the following meetings and shared information:
 - o Florida Resilient Coastline Program – Grant Application Webinar
 - o Florida’s Coral Reef Webinar
 - o Rural Economic Development Initiative Monthly Meeting
 - o Main Street Florida Virtual Conference

ASSOCIATION MANAGEMENT

- Organized and hosted biweekly GoTo Meetings with the regional planning council Executive Directors throughout the month of June.
- Coordinated and participated with the Summer Policy Board Meeting held by GoTo Meeting on July 10, 2020.
- Continued to coordinate logistics for the 2020 virtual meeting and conference schedule.
- Distributed grant opportunities and information of interest from local, state and national organizations.

MONTHLY ACTIVITY REPORT: August 2020

RESOURCE DEVELOPMENT/CAPACITY BUILDING and OUTREACH

- Organized and distributed the July 2020 Florida Regional Councils Association (FRCA) Newsletter, *FRCA Forward*. Began the process to publish the August FRCA Forward
- Updated the email listserv for approximately 2,600 individuals who receive *FRCA Forward*.
- Maintained and updated the FRCA website: www.flregionalcouncils.org.
- Distributed COVID-19 response information daily as well as tropical weather announcements to regional planning councils.
- To enhance partnerships and strengthen the relationship between regional planning councils and their state and federal partners, participated with the following meetings and shared information:
 - o Main Street Florida Virtual Conference
 - o Coastal Resilience Quarterly Forum
 - o Florida Department of Transportation, FTP and M-CORES Overview
 - o Florida Department of Economic Opportunity, Small County Coalition and Florida Association of Counties, Broadband Virtual Meeting
 - o Florida Department of Environmental Protection, Coastal Partnership Initiative Grant Webinar
- Facilitated a conference call with the Disaster Recovery Coordinators, Economic Development Planners and the Economic Development Administration.

ASSOCIATION MANAGEMENT

- Organized and hosted biweekly GoTo Meetings with the regional planning council Executive Directors throughout the month of August.
- Coordinated and participated with a meeting of the FRCA Policy Board Executive Committee held by GoTo Meeting on August 20, 2020.
- Provided materials for the Florida American Planning Association Annual Conference being held virtually September 9 – 11, 2020. Continued to coordinate logistics for the 2020 virtual meeting and conference schedule.
- Distributed grant opportunities and information of interest from local, state and national organizations.

Agenda Item

12

SWFRPC Committee Reports

12

12

_____Agenda
_____Item

12a

12a

Executive Committee

12a

Agenda Item

12b

12b

Estero Bay Agency on Bay Management Committee

12b

Estero Bay Agency on Bay Management Committee

The ABM heard from Director Roland Ottolini regarding the Southern Lee County Flood Mitigation Plan at the August 2020 meeting. The membership plans to provide comments and recommendations in a letter to Director Ottolini. Captain Jon Hall joined the membership as the primary member for Pelican Landing, as did Joe Miceli for ECCL and Bill Veach for the Town of Fort Myers Beach.

--- Agenda --- Item

12c

12c

Quality of Life &
Safety Committee

12c

_____Agenda
_____Item

13

13

New Business

13

Agenda Item

14

14

State Agency Comments

14

_____Agenda
_____Item

15

15

Council Member Comments

15

Agenda Item

16

16

Adjourn

16